






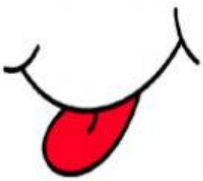


Name: _____
 Class: Kindy 2
 Teacher: Rosie
 Date: 15 October 2021

Score: _____

Unit 3: Check point

Task 1: Look at the picture and circle the correct answer word.

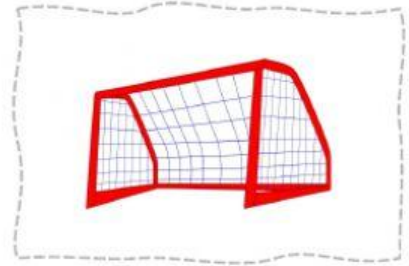
 <div data-bbox="453 817 756 907">EAR</div> <div data-bbox="453 952 756 1041">TONGUE</div>	 <div data-bbox="1018 817 1321 907">MOUTH</div> <div data-bbox="1018 952 1321 1041">EYE</div>
 <div data-bbox="453 1137 756 1227">HAIR</div> <div data-bbox="453 1272 756 1361">NOSE</div>	 <div data-bbox="1018 1137 1321 1227">TOOTH</div> <div data-bbox="1018 1272 1321 1361">FACE</div>
 <div data-bbox="453 1456 756 1545">MOUTH</div> <div data-bbox="453 1590 756 1680">FACE</div>	 <div data-bbox="1018 1456 1321 1545">EAR</div> <div data-bbox="1018 1590 1321 1680">HAIR</div>
 <div data-bbox="453 1780 756 1870">TOOTH</div> <div data-bbox="453 1915 756 2004">EYE</div>	 <div data-bbox="1018 1780 1321 1870">NOSE</div> <div data-bbox="1018 1915 1321 2004">TONGUE</div>

Task 2: Look, write and match.



M _ _ NKEY

_ ET




N _ ST

MOU _ E



Task 3: Cut out each word and match it to the correct body part.



FACE	EYES	EARS	NOSE	MOUTH
------	------	------	------	-------