



---

# 20TH CLASS

# 4 Lesson 3 Story

## Before you read

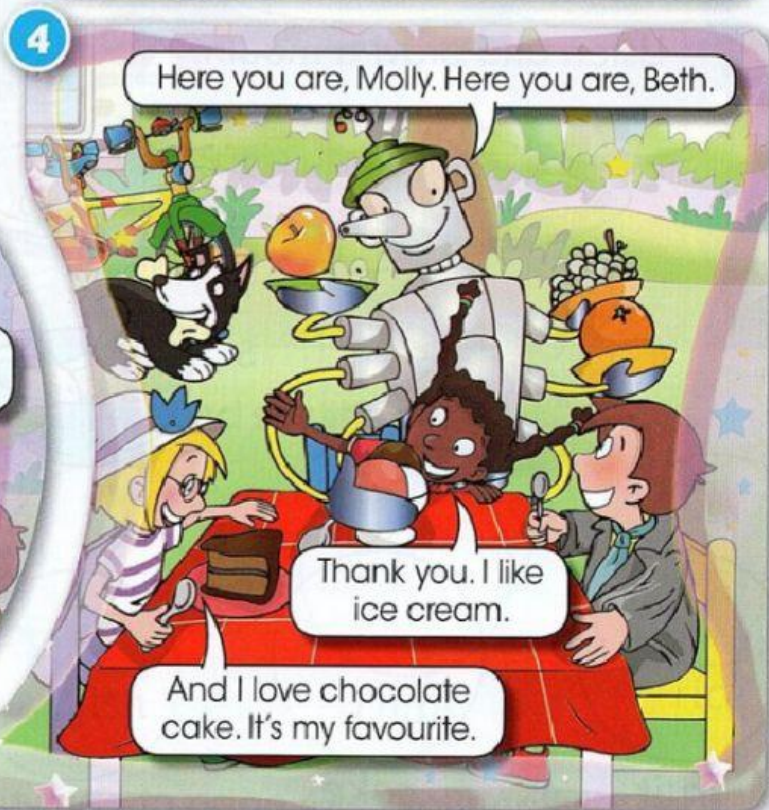

What food can you see in the story?





### 1 Listen and read. Act out.



## I'm hungry






### After you read

➔ Go to page 40 in your Activity Book.

2 **Values** Read and circle.



It's important to eat  
*ice cream / meat / fruit* every day.



Values: eating healthy food

forty-three **43**

## 4 Lesson 4 Vocabulary and Grammar

### 1 Listen, point and say.



mango



grape



peach



cherry



lemon



coconut

### 2 Listen and point. Sing *Do you like fruit?*




I like grapes.  
What about you?  
Do you like grapes?  
Do you like fruit?

I like grapes.  
Yes, I do.  
Eating fruit is fun to do.

I like peaches.  
What about you?  
Do you like peaches?  
Do you like fruit?

I like peaches.  
Yes, I do.  
Eating fruit is fun to do.



### 3 **Talk Partners** Listen and repeat. Ask and answer.




Do you like grapes?

Yes, I do. What about you?

No, I don't. I don't like grapes.



# FOOD



Draw the new food and write the name below, then say the chant. (En la carpeta dibuja los nuevos alimentos, ponelos el nombre y practica los nombres con la canción)



When we want to ask a question about their preferences. We use DO YOU LIKE ...?



**DO you LIKE peaches?**



**Yes, I DO.**



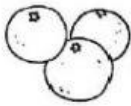
**No, I DON'T.**

- 1) Remember the story. Read and write. ( Recorda la historia, lee y escribi)  
2) What about you? Draw and write the food. (en la carpeta dibuja y escribi sobre vos, lo que te gusta, lo que te encanta y lo que no te gusta)

## 4 Lesson 3 Story

### After you read

#### 1 Remember the story. Read and write.




oranges



cake



ice cream



peaches



I don't like oranges.  
I don't like \_\_\_\_\_.



I like \_\_\_\_\_.




I \_\_\_\_\_.

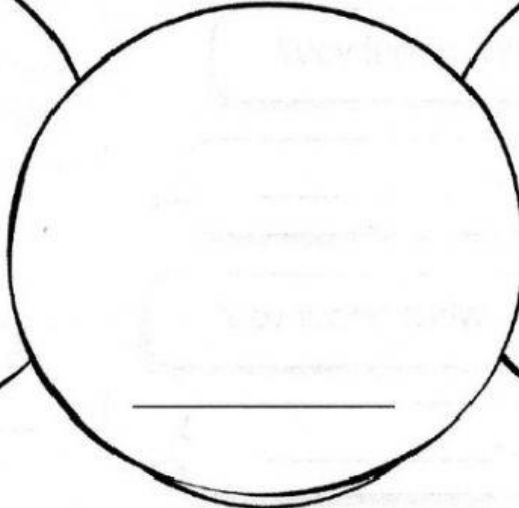
#### 2 What about you? Draw and write the food.




I like



I love



I don't like

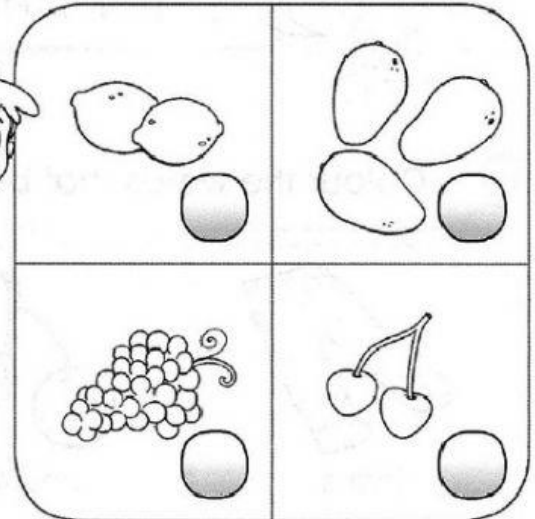
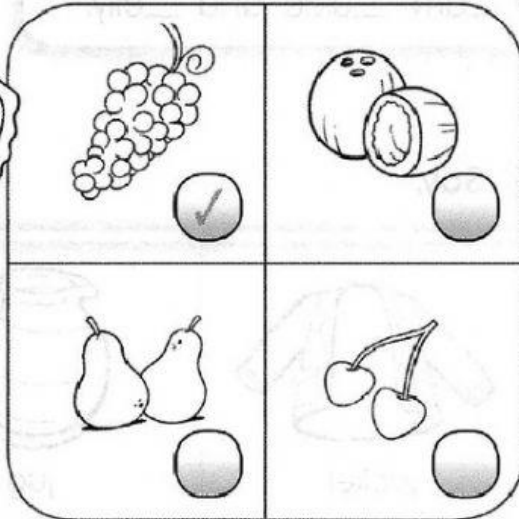


- 1) Listen and choose the correct option. (Escucha y elegi la opcion correcta)  
 2) Look, write and circle. (Mira, escribi el nombre y elegi la respuesta correcta)

## Lesson 4 Vocabulary and Grammar

4

### 1 Listen and tick (✓) or cross (X).



### 2 Look and write. Circle.

mangoes coconuts cherries peaches lemons grapes

1 Do you like mangoes? Yes, I do. No, I don't.

2 Do you like \_\_\_\_\_? Yes, I do. No, I don't.

3 Do you like \_\_\_\_\_? Yes, I do. No, I don't.

4 Do you like \_\_\_\_\_? Yes, I do. No, I don't.

5 Do you like \_\_\_\_\_? Yes, I do. No, I don't.

6 Do you like \_\_\_\_\_? Yes, I do. No, I don't.



five t \_\_\_\_\_

forty-one 41

Este viernes 15/10 nos  
vemos de manera  
presencial en el cecie!!

Recuerden su horario de  
entrada y salida.  
Traigan la carpeta de ingles  
y la cartuchera.

