



English Worksheet – Unit: Fruits

Name: _____ Date: _____

THERE IS / THERE ARE

There is a / an...	1 
There are ...	More than 1 


SECTION 1: IS AND ARE


I. Write: is / are. Write the number.


There _____ an apple 

There _____ apples 

There _____ strawberries 

There _____ a strawberry 

There _____ an orange 


There _____ oranges 

There _____ a pineapple 







There _____ grapes 

II. Escribe cuantas frutas hay en la imagen.

1. There are ____ apples.
2. There are ____ strawberries.
3. There are ____ bananas.
4. There are ____ oranges.
5. There is ____ watermelon
6. There is ____ kiwi.



III. Completa las oraciones con "there is" o "there are".

 <p>_____</p> <p>_____</p> <p>an apple.</p>	 <p>_____</p> <p>_____</p> <p>4 oranges.</p>
 <p>_____</p> <p>_____</p> <p>3 strawberries.</p>	 <p>_____</p> <p>_____</p> <p>2 watermelons.</p>
 <p>_____</p> <p>_____</p> <p>4 bananas.</p>	 <p>_____</p> <p>_____</p> <p>grapes.</p>