

Grade 1A1B-
English Date :



SADHBHAVANA
WORLD SCHOOL
Bringing the World to the Classroom

Name
Roll no

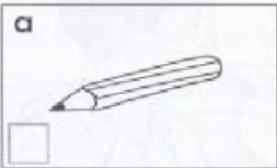

















ENGLISH- Worksheet No 9

Chapter : 1,2,3

Objective : Students will be able to listen and identify.

Students will be able to listen and select proper picture

Click on the audio. Listen carefully. Select the proper picture.














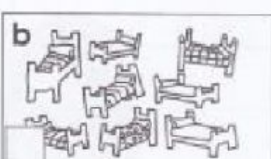










1	 <input type="checkbox"/>	 <input type="checkbox"/>	 <input type="checkbox"/>		
2	 <input type="checkbox"/>	 <input type="checkbox"/>	 <input type="checkbox"/>		
3	 <input type="checkbox"/>	 <input type="checkbox"/>	 <input type="checkbox"/>		
4	 <input type="checkbox"/>	 <input type="checkbox"/>	 <input type="checkbox"/>		
5	 <input type="checkbox"/>		 <input type="checkbox"/>		



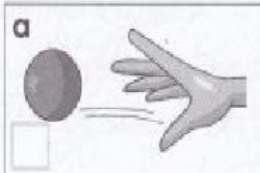
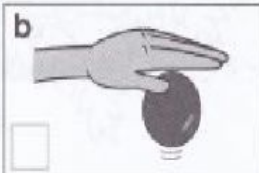






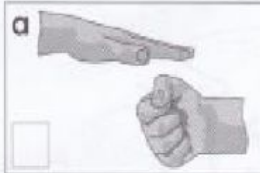

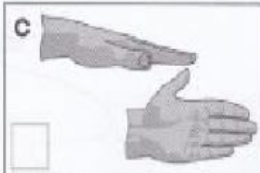












SADHBHAVANA
WORLD SCHOOL

Bringing the World to the Classroom

Students will be able to listen and select proper picture
Click on the audio. Listen carefully. Select the proper picture.

1	a  <input type="checkbox"/>	b  <input type="checkbox"/>	c  <input type="checkbox"/>	
2	a  <input type="checkbox"/>	b  <input type="checkbox"/>	c  <input type="checkbox"/>	
3	a  <input type="checkbox"/>	b  <input type="checkbox"/>	c  <input type="checkbox"/>	
4	a  <input type="checkbox"/>	b  <input type="checkbox"/>	c  <input type="checkbox"/>	
5	a  <input type="checkbox"/>	b  <input type="checkbox"/>	c  <input type="checkbox"/>	
6	a  <input type="checkbox"/>	b  <input type="checkbox"/>	c  <input type="checkbox"/>	

Students will be able to listen and select proper picture
Click on the audio. Listen carefully. Select the proper picture

1	 <input type="checkbox"/>	 <input type="checkbox"/>	 <input type="checkbox"/>	
2	 <input type="checkbox"/>	 <input type="checkbox"/>	 <input type="checkbox"/>	
3	 <input type="checkbox"/>	 <input type="checkbox"/>	 <input type="checkbox"/>	
4	 <input type="checkbox"/>	 <input type="checkbox"/>	 <input type="checkbox"/>	
5	 <input type="checkbox"/>	 <input type="checkbox"/>	 <input type="checkbox"/>	
6	 <input type="checkbox"/>	 <input type="checkbox"/>	 <input type="checkbox"/>	