G5 EXIT TICKET

ADAPTATION

I. Choose your answer from the box.

surroundings	hibernate	adaptation	camouflage	weather	migrate

_____ is the way an animal's body helps to survive in its habitat. When animals _____ they travel long distances to reproduce, avoid cold _____ and find food. Some animals _____ as they fall into a deep sleep to save their energy when food is limited. _____is when animals blend their colours to match their _____.

II. Select two (2) behavioural adaptations.



III. Drag and drop the words to the picture of its structural adaptation.

Body part adaptation | camouflage | mimicry

Sphinx moth caterpillar	Giraffe	Arctic fox

LIVEWORKSHEETS

SCIENCE

G5 EXIT TICKET

FOOD CHAIN

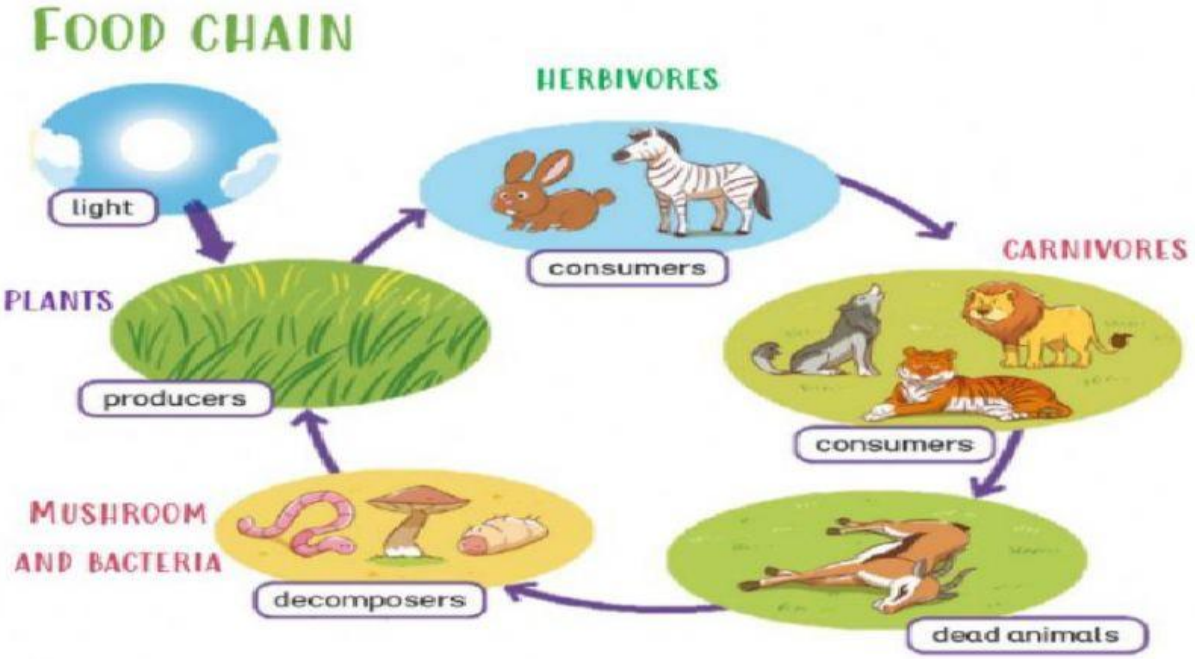

All living things are part of the food chain.

Plants are called ..... .

They absorb light from the sun and produce energy.

Animals are called ..... .

Animals that only eat plants are called herbivores.

Animals that eat other animals are called carnivores.

Animals that eat plants and animals are called omnivores.

Mushrooms and bacteria are called .....

They transform dead animals into mineral salts.

LIVEWORKSHEETS

COMPLETE WITH THE WORDS IN THE BOX

PRODUCER – CONSUMER – DECOMPOSER

CHOOSE THE RIGHT ANSWER



The hazelnut is a

- ☐ Producer
- ☐ Consumer (herbivore)
- ☐ Consumer (carnivore)

The squirrel is a

- ☐ Producer
- ☐ Consumer (herbivore)
- ☐ Consumer (carnivore)

The fox is a

- ☐ Producer
- ☐ Consumer (herbivore)
- ☐ Consumer (carnivore)

LIVEWORKSHEETS

G5 EXIT TICKET

INSIDE LIVING THING

1. Look at the diagrams and fill in the words ***a plant*** or ***an animal***, then label their parts.

Nucleus - mitochondria – cell wall - cell membrane - cytoplasm - chloroplast.

This is _____ cell.

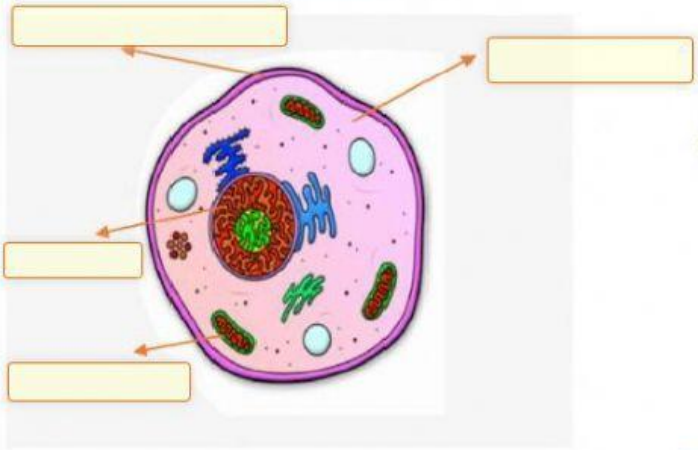

This is _____ cell.

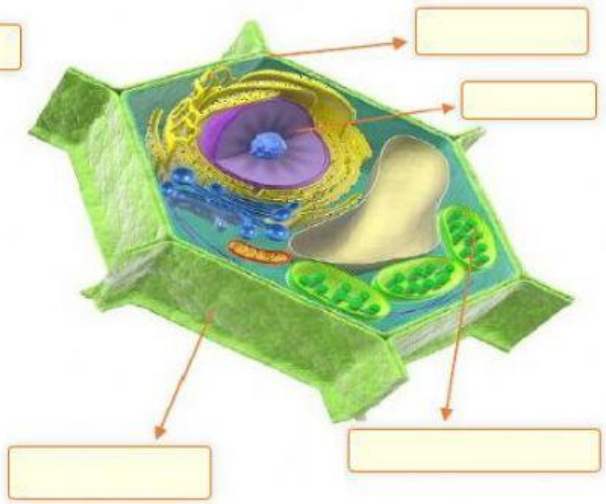

2. Read and match the parts of the cells to their functions.

NUCLEUS | MITOCHONDRIA | CHLOROPLAST | CELL MEMBRANE | CELL WALL | CYTOPLASM

_____ This is responsible for controlling what goes in and out of the cell.

_____ It's where most of reaction take place. It's also responsible for giving the cell its shape.

_____ This part holds all of the DNA.

_____ Provides structure and rigidity to the plant cell.

_____ It's where respiration takes place and that produces energy.

_____ It's used in the photosynthesis process to give plants energy from the sun.

LIVEWORKSHEETS

3. Using the following words complete the Venn diagram.

Cell membrane – Irregular shape – Greenish – Needs the sun for energy – Mitochondria – Cytoplasm – Pinkish – Cell wall – Needs food for energy - Rectangular shape – Nucleus - Chloroplasts

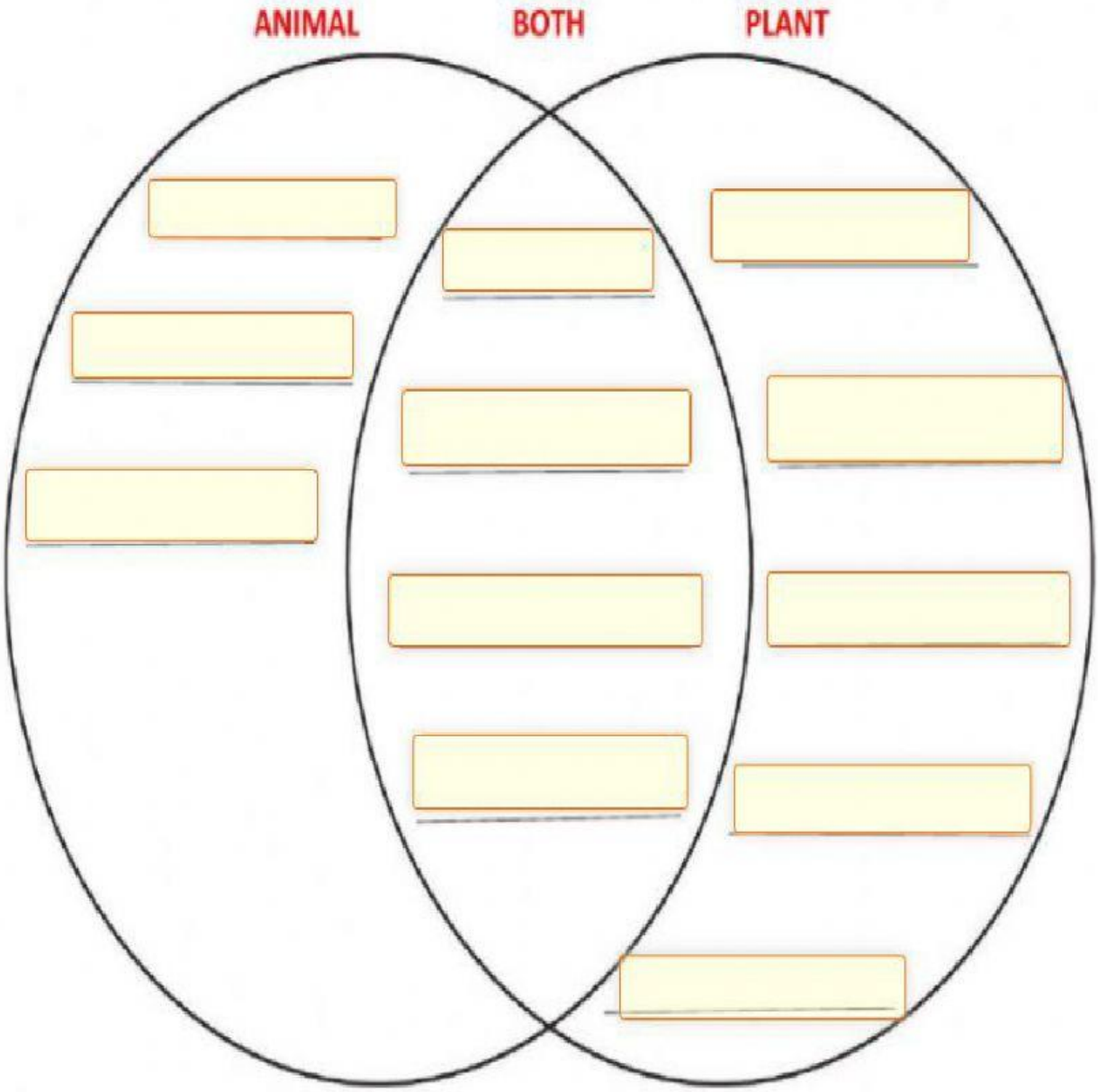

LIVEWORKSHEETS

G5 EXIT TICKET

THE RESPIRATORY SYSTEM

When we breathe in, **oxygen** enters our blood through the **respiratory system**. The **carbon dioxide** we don't need leaves our body when we breathe out. The respiratory system is made up of the **nostrils**, the **windpipe**, the **bronchi,** the **alveoli** and the **lungs**. The muscle that moves the lungs is the **diaphragm**.

1.1. Answer the questions using the words provided in the box.

oxygen	involuntary	carbon dioxide

a) What gas does human being **take in** when we breathe?
We **inhale** _____.

b) What gas does human beings **eliminate** during respiration?
We **exhale** _____.

c) Is **respiration** a voluntary or involuntary movement?
It is an _____ movement.

1.2. Name the organs of the respiratory system.

Nose	Bronchioles	Larynx	**Trachea** or windpipe
Bronchi	Pharynx	Lungs	Alveolar sacs or **alveoli**

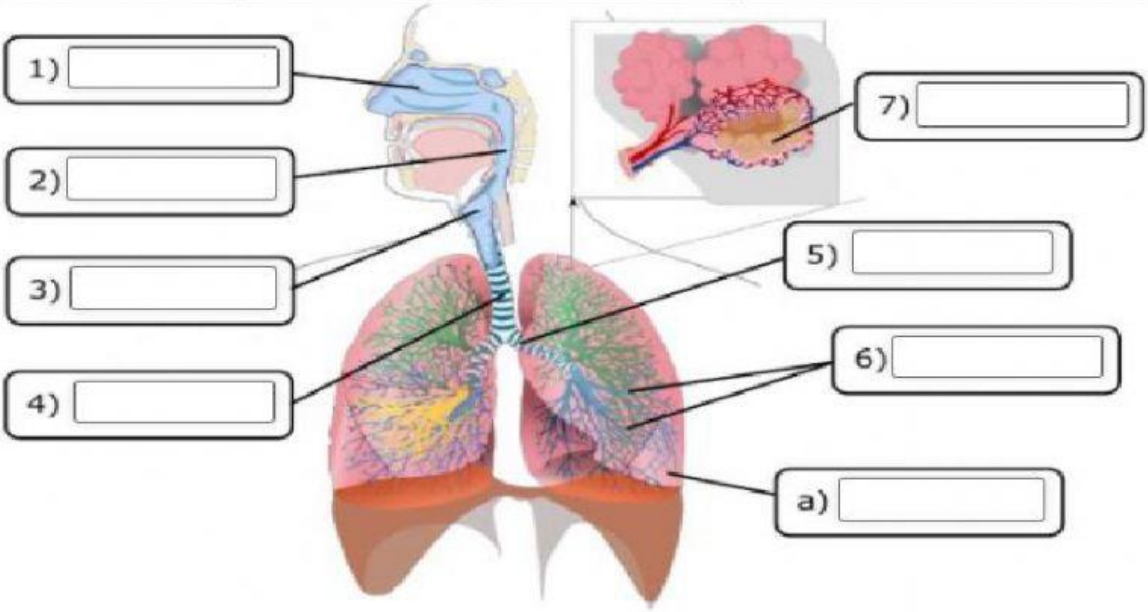

LIVEWORKSHEETS