



# G1 EXIT TICKET



## ANIMAL HABITATS

Direction: Where on Earth Do I Make My Home? **Match the Animal to its Habitat.**



SCORPION



BULLFROG



WHALE



GORILLA




PRAIRIE  
DOG



CHEETAH



RAINFOREST




OCEAN




DESERT



SAVANNA



PRAIRIE



WETLAND



# G1 EXIT TICKET

## ★ LIVING AND NON-LIVING THINGS



Drag and drop the pictures to classify living and non-living things

Living Things

Non-Living Things



tree



fish



pie



book



snowman



backpack



frog



kid



ball



plant



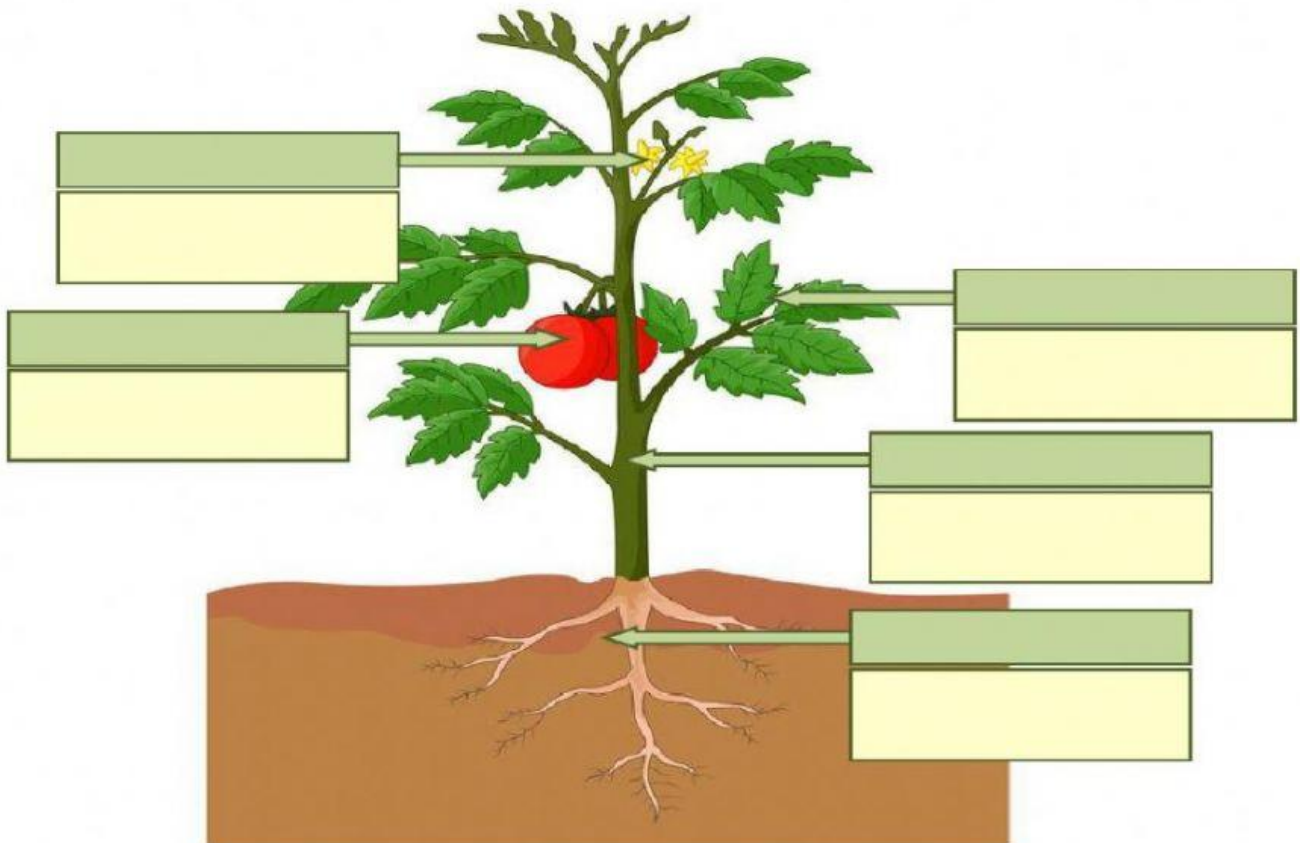


**G1 EXIT  
TICKET**

★ **PLANTS**

# Parts of a plant

Drag and drop the parts of the plant and their functions to the right place



- ROOTS
- FRUIT
- LEAVES
- STEM
- FLOWERS

- Contains and protects the seeds.
- Soak up water and minerals from the ground.

- Catch energy from sunlight and produce food for the plant.
- Make seeds for the plant.

Supports the plant and carries water and minerals through the plant.



# G1 EXIT TICKET

## ★ SENSES



Direction: Write what sense is using your teacher in each picture.



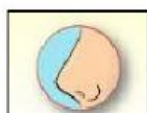





Direction: Complete the table; drag picture and words to the correct place.

PICTURES					
SENSES			SMELL		
ORGANS					SKIN
SITUATIONS					

Pictures



Senses

SIGHT

TOUCH

HEARING

TASTE

Organs

TONGUE

EYES

NOSE

EARS

SKIN

Situations

