



## PRONOUNCIATION

/b/	/p/
back	pen

Task 1. Put the words into the correct columns.

biscuit band	parents big	ponytail brown	bit picnic	blonde play	picture bring
-----------------	----------------	-------------------	---------------	----------------	------------------

<p style="text-align: center;">/b/</p> <p style="text-align: center;">.....</p> <p style="text-align: center;">.....</p> <p style="text-align: center;">.....</p> <p style="text-align: center;">.....</p> <p style="text-align: center;">.....</p> <p style="text-align: center;">.....</p>	<p style="text-align: center;">/p/</p> <p style="text-align: center;">.....</p> <p style="text-align: center;">.....</p> <p style="text-align: center;">.....</p> <p style="text-align: center;">.....</p> <p style="text-align: center;">.....</p> <p style="text-align: center;">.....</p>
--	--

Task 2. Circle the word that has the underlined part pronounced differently

- |                      |                         |                      |                      |
|----------------------|-------------------------|----------------------|----------------------|
| 1. A. <u>b</u> est   | B. <u>p</u> art         | C. <u>p</u> ie       | D. <u>p</u> en       |
| 2. A. <u>b</u> ow    | B. <u>p</u> ie          | C. <u>b</u> ack      | D. <u>b</u> aby      |
| 3. A. <u>c</u> opy   | B. <u>h</u> appy        | C. <u>b</u> east     | D. <u>p</u> ull      |
| 4. A. <u>b</u> ed    | B. <u>j</u> ob          | C. <u>p</u> ass      | D. <u>b</u> ull      |
| 5. A. <u>b</u> an    | B. <u>p</u> et          | C. <u>p</u> each     | D. <u>p</u> ier      |
| 6. A. <u>b</u> at    | B. <u>b</u> eer         | C. <u>b</u> ye       | D. <u>p</u> rize     |
| 7. A. <u>p</u> ig    | B. <u>ch</u> ubby       | C. <u>p</u> in       | D. <u>p</u> ole      |
| 8. A. <u>b</u> etter | B. <u>b</u> obby        | C. <u>b</u> irthday  | D. <u>p</u> rovide   |
| 9. A. <u>p</u> encil | B. <u>p</u> ocket       | C. <u>b</u> oy       | D. <u>p</u> ostcard  |
| 10. A. <u>a</u> bout | B. <u>p</u> rofessional | C. <u>b</u> eautiful | D. <u>b</u> utterfly |













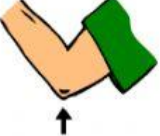






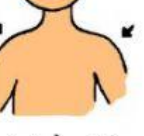


## VOCABULARY

New words	Transcription	Meaning
arm	/ɑ:m/	cánh tay
ear	/iə/	tai
elbow	/ˈelbəʊ/	khủy tay
eye	/aɪ/	mắt
face	/feɪs/	khuôn mặt
foot	/fʊt/	bàn chân
fur	/fɜ:r/	lông
glasses	/ˈglɑ:sɪz/	kính mắt
hand	/hænd/	bàn tay
head	/hed/	cái đầu
knee	/ni:/	đầu gối
leg	/leg/	cẳng chân
mouth	/maʊθ/	miệng
neck	/nek/	cái cổ
nose	/nəʊz/	cái mũi
tail	/teɪl/	cái đuôi
tooth	/tu:θ/	răng
cheek	/tʃi:k/	má
finger	/ˈfɪŋgə/	ngón tay
shoulder	/ˈʃəʊldə/	vai
talkative	/ˈtɔ:kətɪv/	nói nhiều, hay nói
clever	/ˈklevə/	khéo léo
boring	/ˈbɔ:rɪŋ/	tẻ nhạt
creative	/kriˈeɪtɪv/	sáng tạo
shy	/ʃaɪ/	rụt rè, bẽn lẽn
kind	/kaɪnd/	tốt bụng
confident	/ˈkɒnfɪdənt/	tự tin
hard-working	/hɑ:d-ˈwɜ:kɪŋ/	chăm chỉ
friendly	/ˈfrendli/	thân thiện
funny	/ˈfʌni/	hài hước
short	/ʃɔ:t/	thấp, lùn
long	/lɒŋ/	dài
black	/blæk/	màu đen
blonde	/blɒnd/	màu vàng hoe
curly	/ˈkɜ:li/	quăn

<b>straight</b>	/streɪt/	thẳng
<b>chubby</b>	/'tʃʌbi/	mập mạp, mũm mĩm
<b>choir</b>	/kwaɪər/	đội hợp xướng
<b>firework competition</b>	/'faɪəwɜ:k kəmpe'tɪʃən/	cuộc thi pháo hoa
<b>greyhound racing</b>	/'greɪhaʊnd 'reɪsɪŋ/	đua chó
<b>field trip</b>	/'fi:ld trɪp/	chuyến đi về vùng quê
<b>temple</b>	/'templ/	ngôi đền
<b>volunteer</b>	/vɒlən'tiər/	tình nguyện viên
<b>independent</b>	/ɪndɪ'pendənt/	độc lập
<b>curious</b>	/kjʊəriəs/	tò mò
<b>freedom-loving</b>	/fri:dəm-'lʌvɪŋ/	yêu tự do
<b>responsible</b>	/rɪ'spɒnsəbl/	chịu trách nhiệm
<b>reliable</b>	/rɪ'laɪəbl/	đáng tin cậy
<b>sensitive</b>	/'sensɪtɪv/	nhạy cảm

**Task 1. Fill in each blank to find names of parts of the body.**

 _y_	 n_s_	 m__th	 e_r	 h__r
 t__t_	 _ac_	 h__d	 _h_e_s	 _r_
 _a_d	 f_n_e	 _lb_w	 _e_	 f__t
 _o_s	 _n_e	 n__k	 b_c_	 s_o_l_rs

**Task 2. Choose a suitable adjective for each picture below**

friendly

talkative

kind

boring

fun


confident

fat

shy

hard-working

creative



**Task 3. Read and circle the right adjectives.**

1. Donata is very *friendly*/ *rude*. She has a lot of friends.
2. Mona is very *reliable*/ *creative*. She always has new ideas.
3. Ann is a bit *interesting*/ *boring*. She never has anything interesting to say.
4. Jilly is very *funny*/ *shy*. She likes telling jokes.
5. Anna is very *serious*/*sensitive*. She cries quickly whenever she watches a romance movie.
6. Lucy is very *outgoing*/ *generous*. She likes meeting and talking to people.
7. Joana is very *hard-working*/ *lazy*. She never helps with the housework.
8. Jane is very *nervous*/ *impatient*. She becomes annoyed if she has to wait for something or someone.
9. Mathew is very *active*/ *helpful*. He likes to play sport or do physical things.
10. Helen is a *quiet*/ *curious* person. She isn't very talkative.



**Task 4. Fill in each blank with the correct adjective from the box.**

**kind      boring      shy      funny      clever**  
**friendly      talkative      creative      confident      hard-working**

1. He's a little bit \_\_\_\_\_. He likes to talk a lot.
2. She always has a \_\_\_\_\_ smile with everyone.
3. Everyone is \_\_\_\_\_ to me. They often help me when I need.
4. It is \_\_\_\_\_ to sit on the plane with nothing to read.
5. She is very \_\_\_\_\_. She writes poetry and paints.
6. It's a really \_\_\_\_\_ film; everyone laughs a lot.
7. Children are often \_\_\_\_\_ at school so they always get good marks.
8. He is often \_\_\_\_\_ of people he doesn't know.
9. The teacher wants the students to feel \_\_\_\_\_ about asking questions when they don't understand.
10. I'm not very \_\_\_\_\_ at Math. I often make mistakes in calculations.

**Task 5. Read the definitions and complete the blanks with given words.**

	<b>tooth</b> <b>knee</b>	<b>foot</b> <b>leg</b>	<b>shoulder</b> <b>mouth</b>	<b>eye</b> <b>cheek</b>	<b>neck</b> <b>head</b>
No.	Definitions				Word
1.	One of the long parts that connect the feet to the rest of the body				.....
2.	The part of the body between the head and the shoulders				.....
3.	Any of the hard white structures in the mouth used for biting and chewing food				.....
4.	Either side of the face below the eyes				.....
5.	Either of the two parts of the body between the top of each arm and the neck				.....
6.	The part of the body on top of the neck containing the eyes, nose, mouth and brain				.....
7.	The lowest part of the leg, below the ankle, on which a person or an animal stands				.....
8.	The joint between the top and bottom parts of the leg where it bends in the middle				.....
9.	Either of the two organs on the face that are used for seeing				.....
10.	The opening in the face used for speaking, eating, etc.				.....