

## WORKSHEET #1

Name: \_\_\_\_\_

1. Write the object and the color.



Example: Green apple



\_\_\_\_\_



\_\_\_\_\_

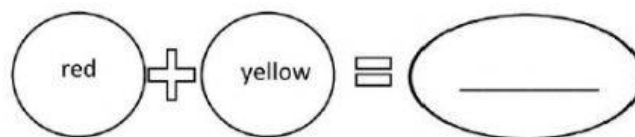
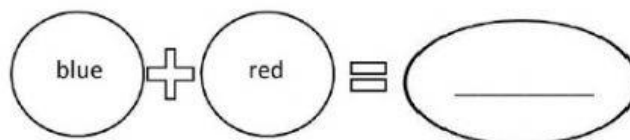
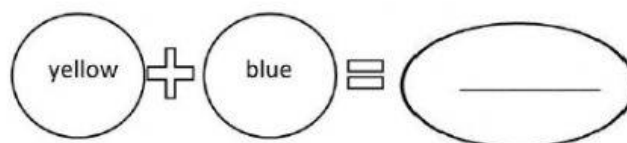


\_\_\_\_\_



\_\_\_\_\_

2. Write the color according to the combination.



3. Complete the students' information.

Hi! My \_\_\_\_\_ is Stacy. I \_\_\_\_\_  
13 years old. My \_\_\_\_\_ is  
chatting with my friends.



Hello! \_\_\_\_\_ name is Ben and  
these are my best \_\_\_\_\_:  
Ana and Lucía. Ana \_\_\_\_\_  
from Mexico and Lucía is  
\_\_\_\_\_ Ecuador.

4. Write the numbers in letters.

13 \_\_\_\_\_

19 \_\_\_\_\_

8 \_\_\_\_\_

20 \_\_\_\_\_

32 \_\_\_\_\_

100 \_\_\_\_\_

54 \_\_\_\_\_

80 \_\_\_\_\_

60 \_\_\_\_\_

11 \_\_\_\_\_