

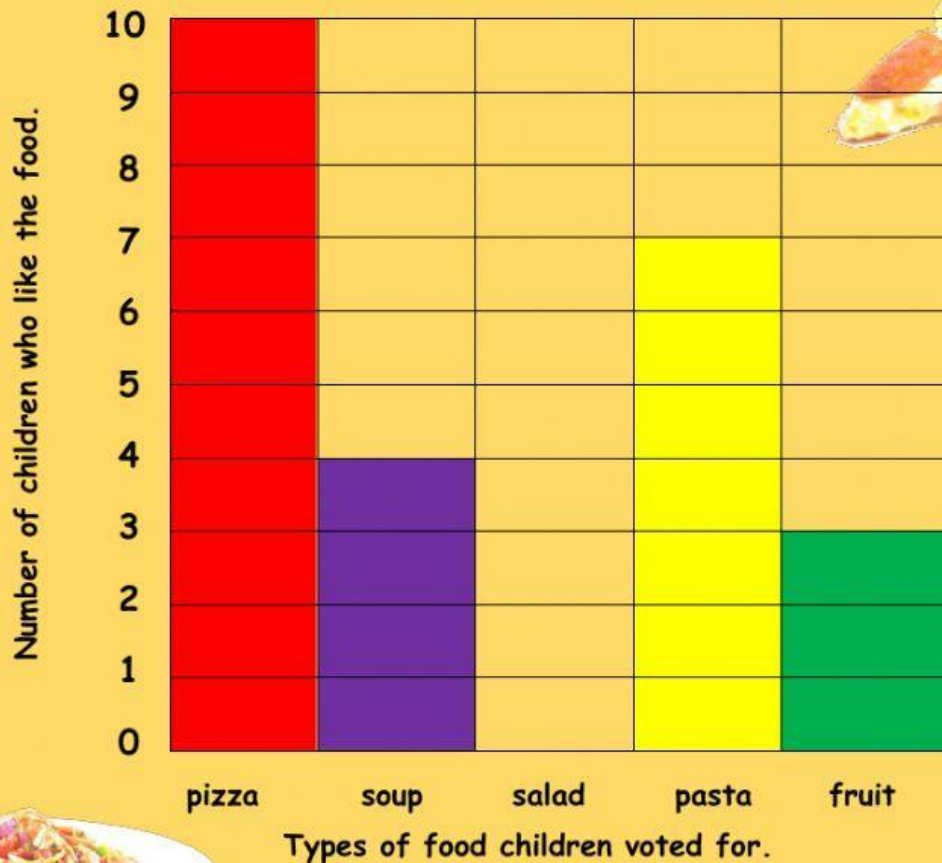


Name: \_\_\_\_\_

## Mathematics - Bar Graph

Instructions: Study the information on the graph and answer the questions that follow.

### Favourite Food



1. How many children like pizza? \_\_\_\_\_
2. How many children like fruit? \_\_\_\_\_
3. Which food is liked the least? \_\_\_\_\_
4. Which food do 7 children like? \_\_\_\_\_
5. How many more children like pizza than soup?  
\_\_\_\_\_