

SERENDIPITY

ENGLISH, THE MOST FORTUNATE
DISCOVERY

**OPPORTUNITIES
English!**

Hello!


Welcome to Opportunities for Serendipity English Course!



How to...

1 Reading & Listening

a Look at the poster of a well-known film. Do you know what it's about?
Have you seen it?



b Watch the trailer

c Think of two pieces of advice for somebody who is going to meet their partner's parents for the first time.

d Now read the article adapted from a website *wikiHow*. Is your advice there? [How to survive meeting your girlfriend's parent for the first time](#)

e Complete the gaps with these verbs:

to answer	not to be	to do (x2)	to have	to know
to make	to say	to show	not to talk	

f Listen to Nigel meeting his girlfriend's parents for the first time.

3.23

Does the meeting start well or badly?

How does it end?

What does he do wrong?

What does he do right?

g Do you think the advice in the article would be good for people in your country? Why (not)? Do you think the advice would be the same for a girl meeting her boyfriend's parents for the first time?

2 Grammar; uses of the infinitive with to

Match

a If you do this, it will be easy to have a conversation with them.

b Offer to do the washing-up after the meal (to show them that you are a "new man")

c If the conversation is dying and you can't think what to say, ask them what your partner was like as a child.

d You need to do some "homework" before you go.

1. after some verbs, eg; need, want, etc.

2. after adjectives

3. to give a reason for doing something

4. after a question word, eg; who, what, how

1 I need **to buy** some new clothes.

Try **not to talk** about politics.

2 It'll be nice **to meet** your parents.

It's important **not to be** late.

3 I don't know where **to go** or what **to do**.

4 **A** Why did you go to the party? **B To meet** new people.

I went **to the party to meet** new people.

- The infinitive is the base form of the verb. It is often used with *to*. It can be positive (e.g. *to be*) or negative (e.g. *not to be*).

- Use the infinitive with *to*:

1 after some verbs, e.g. *want, need, would like*, etc. See 7a Vocabulary.

2 after adjectives.

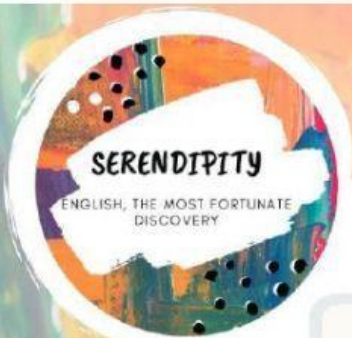
3 after question words, e.g. *what, where, when*, etc.

4 to say why you do something.

*I came to this school **to learn** English. NOT ~~for learn~~ English.*

! Infinitive without to

Remember that we use the infinitive without to with auxiliary verbs (*do / does / didn't*) and after most modal verbs (*can, could, will, would, etc.*), e.g. **Do you live near here? Can you help me? I won't forget. What would you do?**



3 Vocabulary

a Complete the sentences from the article.

You to do some homework before you go.

Her parents will to know everything about you and your ambitions.

..... to do the washing-up after the meal.

However, not to talk about controversial subjects.

b Complete with **TO + a verb** from the list.

-
- be bring buy catch drive find get married
go go help pay rain see turn off*
-

We've decided to France for our holiday.

Don't forget all the lights.

We hope you again soon.

I'm learning My test's next month.

I need to the supermarket. We don't have any milk.

He offered me with my CV.

They're planning soon.

He pretended ill, but he wasn't really.

He's promised me back when he gets a job.

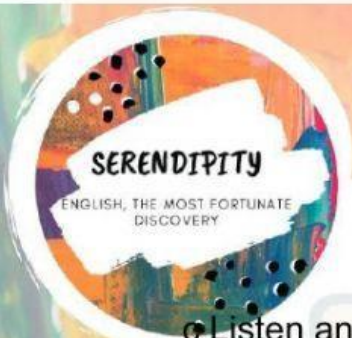
Remember your dictionaries to class tomorrow.

It was very cloudy and it started

I'm trying a job, but it's very hard.

I want the six o'clock train.

I'd like a new car next month.



a Listen and check. 3.25

4 Pronunciation & Speaking; the weak form of to, linking

a Listen to two sentences. Is "to" stressed? How is it pronounced?

3.26

**I want to come.
He decided to leave.**

b Listen and write six sentences. 3.27

1.
2.
3.
4.
5.
6.

c Speaking.

- Have you ever offered to look after somebody's dog (or other pet)?
- Do you think it is difficult to stay friends with an ex-boyfriend/girlfriend?
- Have you ever tried to learn something new and failed?
- Do you think it is important to learn to cook at school?
- How long do you usually spend deciding what to wear in the morning?
- Do you know how to change a wheel on a car?
- Do you think it's possible to learn a foreign language studying on your own at home?
- Are you planning to go anywhere next weekend?

- **Would you like to work or study in another country?**



- **Have you ever pretended to be ill (when you weren't)?**
- **Have you ever forgotten to turn off your mobile phone during a class or concert?**
- **What do you think is the most interesting thing to do for a visitor to your town?**

5 Writing

Write a "How to" article. Get some help from [wikiHow: How-to instructions you can trust](#).

How to ... Survive at a Party (when you don't know anybody)

- **Don't stand in the corner.** You need to be positive. Find somebody you think you would like to talk to and introduce yourself.
- **Try to ask impersonal questions** like 'I love your bag. Where did you get it?' This will help to start a conversation.
- **Don't dominate the conversation.** When you are nervous it's very easy to talk about yourself all the time. Nobody wants to listen to your life story when they have just met you for the first time.
- **Smile!** Use your body Language to give a positive, friendly impression.
- **If you need to escape** from a really boring person, say that you are going to the bar to get a drink or that you need to go to the bathroom. Don't come back!

How to ... Survive a First Date (and make a success of it)

- **Think carefully about what to wear** for the date. If you are a man, try to dress smartly but casually (no suits!). If you are a woman, it's important not to dress too sexily. Don't wear too much perfume or aftershave!
- **Choose a place that isn't too expensive** (you don't know who is going to pay). Try to go somewhere that isn't very noisy.
- **Don't be too romantic** on a first date. For example, arriving with a red rose on a first date isn't a good idea!
- **Remember to listen more than you talk** but don't let the conversation die. Silence is a killer on a first date! Be natural. Don't pretend to be somebody you aren't.
- **If you are a man**, be a gentleman and pay the bill at the end of the evening.
If you are a woman, offer to pay your half of the bill (but don't insist!)