







Unit 1: What color is it? – Lesson 1,2,3



Exercise 1 : Look , read and match.

	<input type="text" value="red"/>	
	<input type="text" value="green"/>	
	<input type="text" value="blue"/>	
	<input type="text" value="black"/>	
	<input type="text" value="pink"/>	
	<input type="text" value="yellow"/>	

A dashed line connects the 'pink' label to the pink splat.



Exercise 2: Look and circle the right picture.

<input type="text" value="Aa"/>			
<input type="text" value="Bb"/>			
<input type="text" value="Cc"/>			