


Practice 1 - IDENTIFYING SYMMETRIC FIGURES


Some of the shapes are symmetric figures and some are not. Type 'yes' in the box if the shape is symmetric. Type 'no' in the box if the shape is not symmetric.



A



B



C




D



E



F



G



H

Write 'y' for symmetric shape and 'n' for non symmetric shape in the box:



A



B



C



D



E



F