

19TH CLASS




1 Listen and point. Sing *Delicious food*.

I've got rice and eggs
And chicken today.
Delicious food
At the Astro Café!

I've got fish and chips
And salad today.
Delicious food
At the Astro Café!

I've got fruit and cake
And ice cream today.
Delicious food
At the Astro Café!



2 Read and stick the ten stickers. Listen and say the chant.



eggs



meat



fish



chips




rice

Learning to learn



Spelling: go to page 47 in your Activity Book.

1 Listen and repeat. Act out.







Grammar

I like chicken.
I love ice cream.
I don't like fish.

2 Listen and draw a mouth.



love 😊 like 😐 don't like ☹️



fruit



cake



salad



chicken



ice cream

Key learning outcomes: use like, don't like and love to describe preferences
Grammar: I like (fruit). I love (ice cream). I don't like (cake).

Today is Monday 4th, October.

WELCOME OCTOBER!

It is cloudy



FOOD

Draw the food and write the names below, then say the chant.
(En la carpeta dibuja los alimentos, ponelos el nombre y practica los nombres con la canción)

LIKES AND DISLIKES

WE USE **LIKE** - **DON'T LIKE** - **LOVE**
TO TALK ABOUT PREFERENCES.

I CHICKEN.



I ICE CREAM.

I FISH.



WHAT ABOUT YOU?



I FRUIT SALAD.



4 Lesson 3 Story

Before you read




What food can you see in the story?



1 Listen and read. Act out.



I'm hungry



5

And here's an orange for you, Jake.

But I don't like oranges.

6

Do you like peaches?

No, I don't.

Do you like grapes?

No, I don't.
I don't like fruit!

7

No problem.
One minute ...

Wow! Robot,
you're amazing!

8

Here's a delicious
fruit juice for you, Jake.

Mmm.
I love fruit
juice! Thank
you, robot.

Now watch the
animated story


After you read

➔ Go to page 40 in your Activity Book.

2 **Values** Read and circle.



It's important to eat
ice cream / meat / fruit every day.



Values: eating healthy food

forty-three 43

1) Read and match. (Lee y uní)

2) Look and write. (Lee y escribi usando las palabras de la cajita)


Don't forget the recycle word! (no te olvides de la palabra reciclada)

Unit 4

Fantastic food!


Lesson 1 Vocabulary

1 Read and match.



2 Look and write.

salad ~~rice~~ cake ice cream fruit fish



1) Match and write. (Uni y escribi)

2) Choose and write a conversation. (Elegi una imagen, escribi el nombre para formar una conversacion)

Don't forget the recycle word! (no te olvides de la palabra reciclada)

1 Match and write.

fruit chicken ~~chips~~ rice meat cake

1 😊 I love chips.


2 😞 I don't like _____.

3 😊 I like _____.

4 😊 I like _____.

5 😞 I _____.

6 😊 I _____.



2 Talk Partners Choose and write a conversation. Act out.

I like _____. What about you?

Oh! I don't like _____.

And I like _____. What about you?


Oh yes! I love _____.



one n _____

- 1) Find, circle and write. (encontra, marca y escribi las 8 palabras)
- 2) Match. (Uni para formar frases de la historia)

C Find, circle and write.



- 1
- 2
- 3
- 4
- 5
- 6
- 7
- 8

D Match.

- | | |
|----------------------------|-------------------------------|
| 1 The stars are beautiful. | a is my father! |
| 2 Yes, I'm eighteen. | b come with me. |
| 3 Where is the lamp? | c No bananas for you. |
| 4 We've got nice curtains, | d Yes, yes, yes, they are. |
| 5 Sorry. | e The magic lamp. |
| 6 The Sultan of Azlabar | f and hats for your head. |
| 7 Be quiet and | g That's the boy. |
| 8 There he is! | h But I'm NOT ready to marry. |

