

Learning Objectives:

Pupils be able to:

1. Identify the straight lines and curves.

Steps to success:

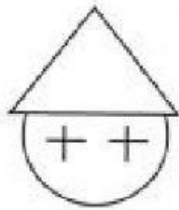
S1: Look at the pictures.

S2: Count the straight line and curve.

3. Adam drew some pictures with straight lines and curves.

Count the straight lines and curves he used for each picture.


(a)



_____ straight lines and _____ curve.




(b)



_____ straight lines and _____ curves.

(c)



_____ straight lines and _____ curves.