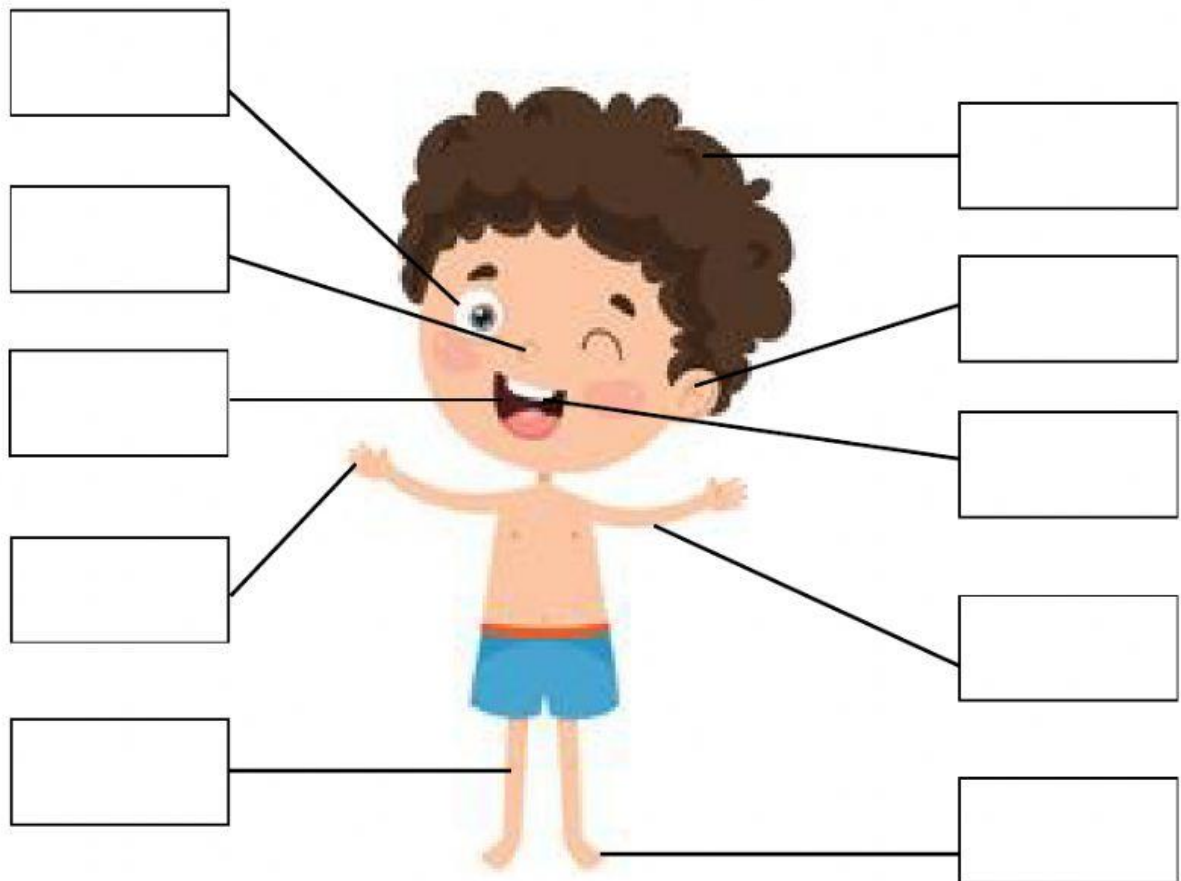


YEAR 1 - SCIENCE






UNIT 5 - STAYING HEALTHY

1. Label the body parts.

nose	hand	leg	ear	mouth
head	eye	teeth	arm	foot












2. Match the pictures to the sentences correctly.

1. 	•	• I wash my face.
2. 	•	• I comb my hair.
3. 	•	• I take a shower.
4. 	•	• I brush my teeth.
5. 	•	• I wash my hands.

3. Arrange the steps of hand washing in the correct order.

Palm to palm fingers interlaced.
Wash on wrists.
Wash thumb.
Dry hands thoroughly with a towel or tissue.
Rub palm to palm.
Rinse hands with water.
Wet your hands.
Rub back of fingers.
Wash fingernails.
Use foam or soap.

STEP 1 	
STEP 2 	
STEP 3 	
STEP 4 	
STEP 5 	
STEP 6 	
STEP 7 	
STEP 8 	
STEP 9 	
STEP 10 