





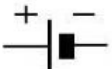
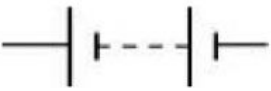





Name:

Date:

Grade 8 Circuit symbols Lesson check

Match the symbol to the electrical component it represents.

Symbol










Component
ammeter
cell
battery
voltmeter
variable resistor
motor
bulb
switch
resistor