1. Labelkan anter, filamen, stigma, stil dan ovari pada rajah di bawah. TP 1
Label the anther, filament, stigma, style and ovary on the diagrams below.

(a) _____

(b) _____



(c) _____

(d) _____

(e) _____

2. Gariskan jawapan yang betul. TP 2
Underline the correct answers.

(a) (Pistil / Stamen) ialah bahagian pembiakan jantan bunga. Ia terdiri daripada (stil dan ovari / anter dan filamen).
(Pistil / Stamen) is the male reproductive part of a flower. It consists of (style and ovary / anther and filament).

(b) Bunga mawar dan bunga matahari ialah contoh bunga (uniseks / biseks).
Roses and sunflowers are the examples of (unisexual / bisexual) flowers.

(c) (Ovul / Anter) menghasilkan gamet jantan, manakala (ovul / anter) mengandungi gamet betina.
(Ovule / Anther) produces male gametes, while (ovule / anther) contains a female gamete.

LIVEWORKSHEETS

1. Susun peringkat persenyawaan tumbuhan dalam urutan yang betul. TP 2
Arrange the stages of plant fertilisation in a correct order.

(a) Gamet jantan dibawa dari stil ke ovari. *Male gamete is brought from style to the ovary.*	
(b) Debunga bercambah dan menghasilkan tiub debunga. *Pollen germinates and creates a pollen tube.*	
(c) Gamet jantan masuk ke ovul dan bercantum dengan gamet betina untuk membentuk zigot. *Male gamete enters the ovule and fuses with the female gamete to form a zygote.*	
(d) Butir debunga jatuh ke atas stigma. *Pollen grains fall onto the stigma.*	

2. (a) Kenal pasti bahagian-bahagian berikut dalam rajah yang diberikan. TP 1
Identify the following parts in the diagram given.

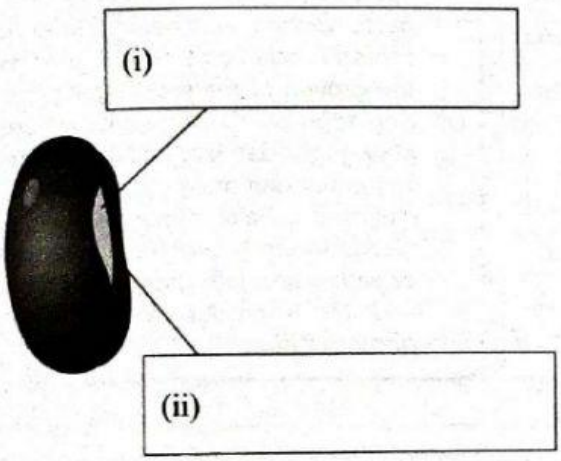

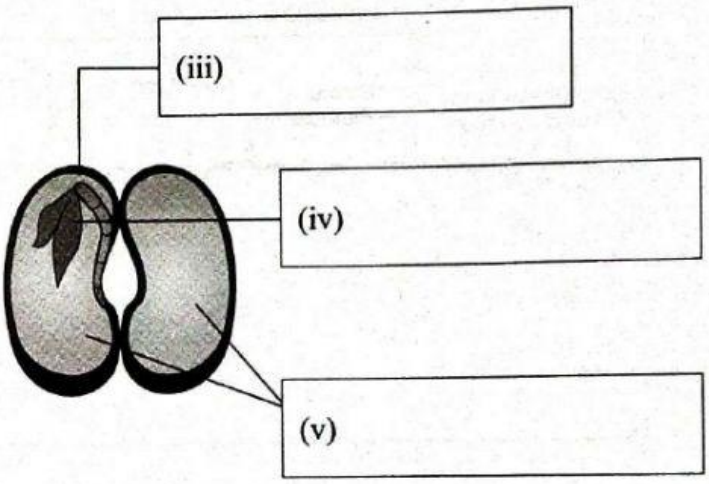

(b) Nyatakan bahagian biji benih yang menjalankan fungsi berikut: TP 2
State the parts of the seed that carry out the following functions:

(i) Melindungi biji benih : _____
Protecting seed _____

(ii) Berkembang menjadi akar : _____
Develop into roots _____

(iii) Membekal makanan : _____
Supplying food _____

(iv) Berkembang menjadi pucuk : _____
Develop into shoots _____

LIVEWORKSHEETS

1. Apakah perbezaan antara percambahan epigeal dan percambahan hipogeal? TP 1
What is the difference between epigeal germination and hypogeal germination?

(a) Percambahan epigeal : _____

Epigeal germination : _____

(b) Percambahan hipogeal : _____

Hypogeal germination : _____

2. Lengkapkan peta pokok berikut berkenaan syarat percambahan biji benih. TP 1
Complete the following tree map regarding the required conditions for germination of seeds.

Syarat percambahan biji benih
Required conditions for seed germination

(a)	(b)	(c)
_____	_____	_____
_____	_____	_____
_____	_____	_____

LIVEWORKSHEETS

Jawab semua soalan di bawah.
Answer all questions below.

1. Organisma manakah yang melakukan pembiakan aseks? TP 1
Which organisms carry out asexual reproduction?

I Kuda
Horse

II Katak
Frog

III Tapak sulaiman
Starfish

IV Paramesium
Paramecium

A I dan II
I and II

B II dan IV
II and IV

C III dan IV
III and IV

D II, III dan IV
II, III and IV

2. Berdasarkan rajah di bawah, nyatakan proses X.
Based on the diagram below, state the process X. TP 2

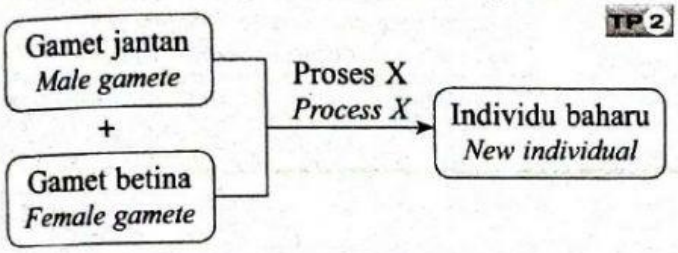

A Penempelan
Implantation

B Kehamilan
Pregnancy

C Persenyawaan
Fertilisation

D Penjanaan semula
Regeneration

3. Organ pembiakan lelaki ini terletak di dalam skrotum dan berfungsi merembeskan hormon seks lelaki iaitu testosteron. Apakah fungsi lain bagi organ tersebut? TP 2
This male reproductive organ is located in the scrotum and function as secreting the male sex hormone, testosterone. What is another function of this organ?

A Merembeskan semen
Secretes semen

B Melindungi testis
Protect testis

C Menghasilkan sperma
Produces sperm

D Mengangkut sperma ke uretra
Transport sperm to urethra

4. Rajah berikut menunjukkan fetus di dalam uterus.
The following diagram shows a foetus in the uterus.

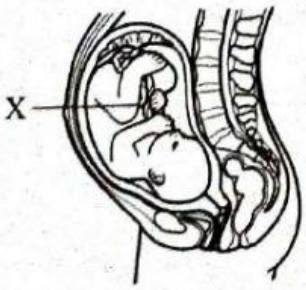

Apakah dua bahan yang dipindahkan daripada uterus kepada fetus melalui bahagian berlabel X?
What are the two substances that are transported from uterus to foetus through X? TP 2

A Oksigen dan darah ibu
Oxygen and mother's blood

B Nutrien dan urea
Nutrients and urea

C Vitamin dan hemoglobin
Vitamins and haemoglobin

D Nutrien dan antibodi
Nutrients and antibodies

5. Namakan kaedah pencegah kehamilan yang boleh menghalang pembentukan ovum matang. TP 2
Name the contraception method that can prevent the formation of a mature ovum.

A IUCD
IUCD

B Ligasi
Ligation

C Implan
Implant

D Kondom
Condom

6. Pilih tiga perubahan yang sama bagi lelaki dan perempuan apabila mereka mencapai akil baligh.
Choose three similar changes in males and females when they reach puberty. TP 3 KBAT Mengaplikasi

I Bulu tumbuh di bahagian ketiak dan alat sulit
Hair grows on armpits and pubic region

II Pinggul menjadi lebar
Hips become wider

III Suara menjadi garau
Voice becomes deeper

IV Hormon seks mula dihasilkan
Sex hormones start to be produced

A I dan / *and* II

B III dan / *and* IV

C II dan / *and* III

D I dan / *and* IV

7. Pilih urutan yang betul. TP 2
Choose the correct order.

A Ovulasi → Penempelan → Persenyawaan → Kelahiran
Ovulation → Implantation → Fertilisation → Birth

B Persenyawaan → Penempelan → Ovulasi → Kelahiran
Fertilisation → Implantation → Ovulation → Birth

C Ovulasi → Persenyawaan → Penempelan → Kelahiran
Ovulation → Fertilisation → Implantation → Birth

D Persenyawaan → Ovulasi → Penempelan → Kelahiran
Fertilisation → Ovulation → Implantation → Birth

LIVEWORKSHEETS