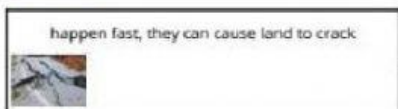

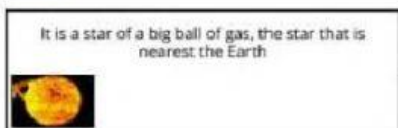
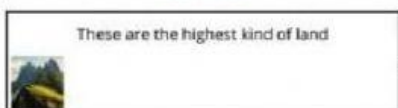





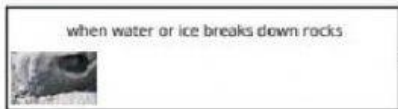



Draw a line to connect each pair of boxes



hills

island

plain

mountain

rocks

soil

river

lake

ocean

earthquakes

volcano

weathering

erosion

sun