





## HOW TO MAKE AN EGG & CHEESE SANDWICH

Lengkapi paragraf dengan kata yang tepat.

			
first	next	then	finally





First, (1) \_\_\_\_\_ two slices of bread. Next, spread the (2) \_\_\_\_\_ on each slice of the bread. Then, put the (3) \_\_\_\_\_ on top of one slice of the bread. Finally, top the fried egg with a slice of (4) \_\_\_\_\_, and put the other slice of the bread together.

I CAN MAKE MY OWN FRIED EGG & CHEESE SANDWICH.



## HOW TO MAKE A CUP OF COFFEE

Lengkapi paragraf dengan kata yang tepat.





			
first	next	then	finally

First, boil some (1) \_\_\_\_\_. Next, add some (2) \_\_\_\_\_ and (3) \_\_\_\_\_ into the cup. Then, pour the water from the (4) \_\_\_\_\_. And then, pour some (5) \_\_\_\_\_ into the coffee. Finally, the coffee is now ready to drink.



## HOW TO MAKE A BOWL OF NOODLES

Lengkapi paragraf dengan kata yang tepat.

			
first	second	after that	finally

First, add the (1) \_\_\_\_\_ to the boiling water. Second, cook the (2) \_\_\_\_\_ for three minutes. After that, add the (3) \_\_\_\_\_ into the bowl. Finally, mix the cooked (4) \_\_\_\_\_ with the (5) \_\_\_\_\_ well. The noodles are now ready to eat.

I CAN MAKE A  
BOWL OF NOODLES  
MYSELF.

