

# IELTS Writing Task 1

## Comparative Language

① Read the description of the table below. Decide if the underlined comparisons are correct or not. Write 'correct' if they are right and correct them if they are wrong.

2004 Olympic Games Medal Table					
Rank	Country	Gold	Silver	Bronze	Total
1	United States	35	39	29	103
2	China	32	17	14	63
3	Russia	27	27	38	92
4	Australia	17	16	16	49
5	Japan	16	9	12	37
6	Germany	14	16	18	48
7	France	11	9	13	33
8	Italy	10	11	11	32
9	South Korea	9	12	9	30
10	Great Britain	9	9	12	30

The table shows the number of medals won by the top ten countries in the 2004 Olympic Games. The USA won 1 greatest number of medals overall with a total of 103. They won 2 more silver medals as gold and 3 more medals than any other country in both categories. China had 4 the second high number of medals at 63, but unlike the USA, China won 5 less silver medals than gold medals. While Russia's silver medal total was 6 more good than China's, they did not do 7 well as China in the gold medals, winning just 27. In fact China had a 8 more lower overall medal total than Russia but, as the table is based on the number of gold medals won, they were placed second. Similarly, Germany was 9 significantly successful at winning medals than Japan, with a total of 48 compared to Japan's 37, but because Japan won 10 two more gold medals that Germany they were ranked 11 higher. Great Britain gave 12 the worse performance in this group, winning only nine gold and nine silver medals.

- 1 the greatest
- 2 .....
- 3 .....
- 4 .....
- 5 .....
- 6 .....
- 7 .....
- 8 .....
- 9 .....
- 10 .....
- 11 .....
- 12 .....

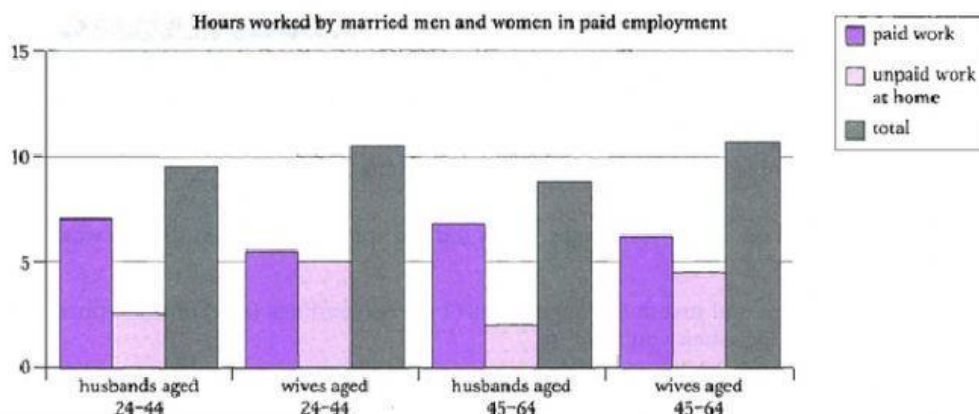
## 2 Read the following IELTS Task 1 question. Complete the sentences with the correct use of comparative language.

You should spend about 20 minutes on this task.

**The chart below shows the average hours worked per day by married men and women in paid employment.**

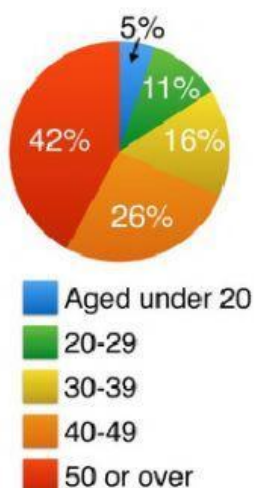
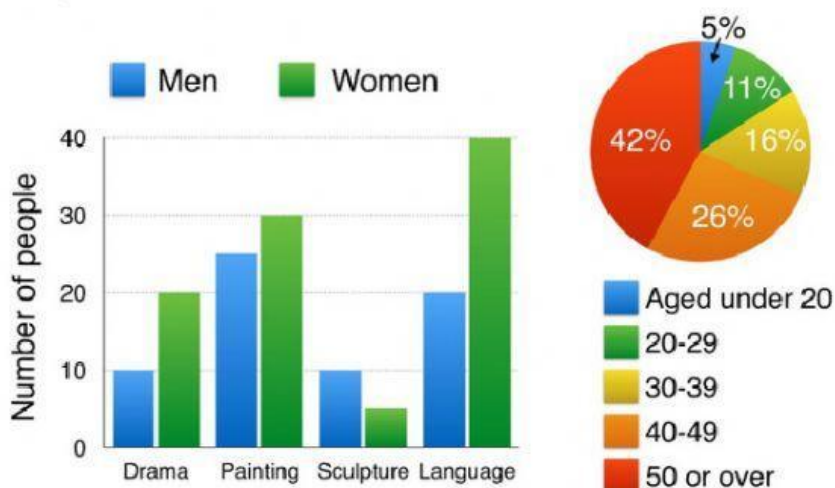
**Summarise the information by selecting and reporting the main features, and make comparisons where relevant.**

You should write at least 150 words.



- The total number of hours worked by married women with children is ..... (great) the total number of hours worked by men.
- Whilst women aged 45 to 64 may work ..... (few) hours inside the home than younger women, overall they work ..... (great) number of hours per day due to the extra hours of paid work that they do.
- Men aged 25 to 44 spend only ..... (slight/more) time working outside the home than men aged 45 to 64, but this figure is ..... (significant/high) the number of hours of paid work that women of the same age do.
- Women in the 25 to 44 age group work almost ..... (many) hours inside the home as outside, and there is only a slight difference in the 45 to 64 age group.
- However, men work on average ..... (three/long) outside the home than inside.

## 3 Read the following IELTS Task 1 question. Write sentences as required.



The bar chart below shows the numbers of men and women attending various evening courses at an adult education centre in the year 2009.

The pie chart gives information about the ages of these course participants.



- a. Compare the number of men and women taking part in the drama class. Start your sentence with 'More...'
  
- b. Compare the number of men and women taking part in the painting class. Start your sentence with 'There are...'
  
- c. Give information about the most popular class for men and for women.
  
- d. Compare the number of men and women taking part in the sculpture class. Use 'as ... as' in your sentence.
  
- e. Tell which age group has the highest number of course takers.
  
- f. Tell which age group has the lowest number of course takers.
  
- g. Compare the number of students aged 20-29 and students aged 30-39.
  
- g. Compare the number of students aged 50 or over and students aged under 20.