

Escuela de Educación Básica "PEDRO GOSSEAL"

English diagnostic test 2021 - 2022

Name:

Grade:

Date:

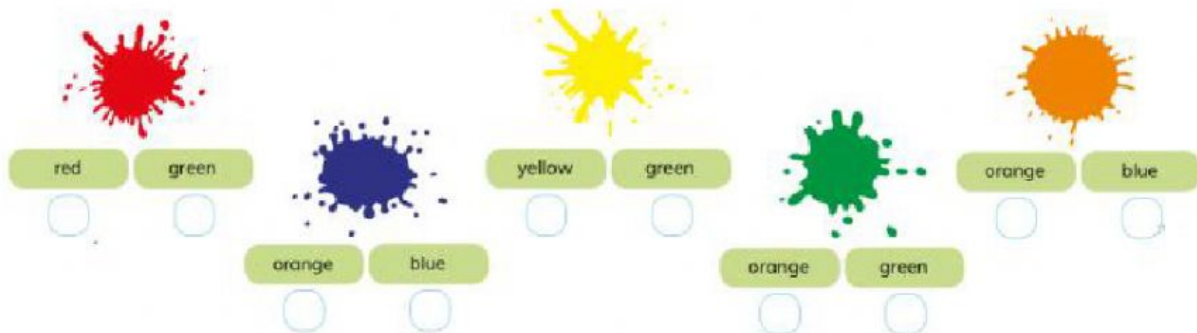
EFL 2.4.8 Complete a basic survey or a questionnaire by providing personal details.

1. Write the word on the line



EFL 2.3.1. Demonstrate basic reading comprehension skills by identifying the meaning of individual words, phrases, and sentences, including simple written instructions.

2. Choose the correct color



EFL 2.3.2. Read a short simple text (online or print) and demonstrate understanding of the gist and some basic details of the content.

3. Chose the correct quality.









EFL2.2.3. Recognize familiar names, words, and short phrases about simple everyday topics whether heard in isolation or within short, simple spoken texts describing people and objects. (Example: vocabulary about self, family, friends and immediate surroundings at school and home, adjectives for color and size, etc.)

4. Match the picture with the word.

sister

brother

grandmother



grandfather

father

mother

A line connects the word "sister" to the illustration of the girl with glasses and pigtails.

EFL2.2.4. Identify items of specific information within simple messages or from short and simple descriptions about familiar contexts, especially if visual support is provided. (Example: letters of the alphabet, numbers, prices and times, days, dates and months, etc.)

5. Match the picture with the sentence.

This is a pencil.

This is a desk.

This is a ruler.



This is a pencil case.

This is an eraser.

This is a marker.

A line connects the sentence "This is a desk." to the illustration of the desk and chair.

EFL 2.4.8 Complete a basic survey or a questionnaire by providing personal details.

6. Draw a line from the picture to the verb.



walk

sleep

swim

jump

write

EFL 2.3.1. Demonstrate basic reading comprehension skills by identifying the meaning of individual words, phrases, and sentences, including simple written instructions.

7. Complete each sentence using vocabulary words. In, between, on, under.

in:



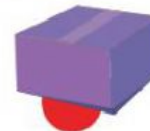
between:



on:



under:



• The cat is in the box.



• The book is _____ the table.



• The house is _____ the trees.



• The boy is _____ the table.



EFL 2.3.2. Read a short simple text (online or print) and demonstrate understanding of the gist and some basic details of the content.

8. Look at the clocks and answer the questions.



What time is it?

It's 7 o'clock.



What time is it?



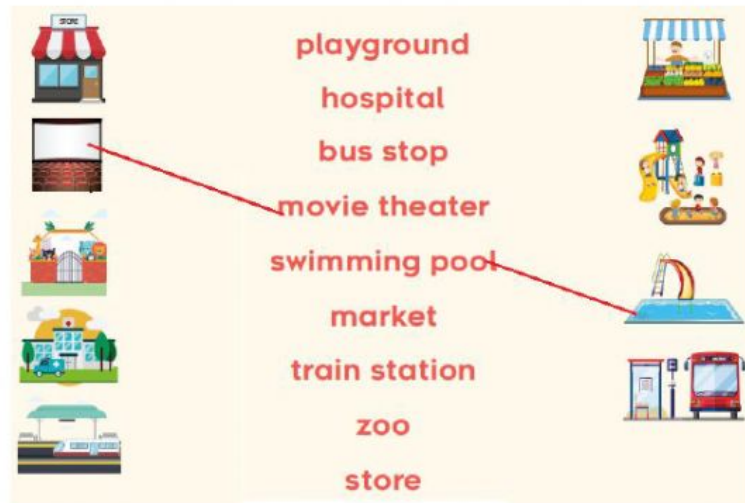
What time is it?



What time is it?

EFL2.2.3. Recognize familiar names, words, and short phrases about simple everyday topics whether heard in isolation or within short, simple spoken texts describing people and objects. (Example: vocabulary about self, family, friends and immediate surroundings at school and home, adjectives for color and size, etc.)

9. Look at the pictures and match them with the places.



EFL2.2.4. Identify items of specific information within simple messages or from short and simple descriptions about familiar contexts, especially if visual support is provided. (Example: letters of the alphabet, numbers, prices and times, days, dates and months, etc.)

10. Look at the pictures and match them with the sentences.



- There is a watermelon on the table.
- There are three sandwiches in the cabinet.
- There are some chocolates in the fridge.
- There is a pineapple in the basket.
- There are some carrots on the table.



Elaborado por:

Ing. Ruth Estrella
ENGLISH TEACHER
08/09/2021

Aprobado por:
Lic. Mayra Espinoza
DIRECTORA
10/09/2021