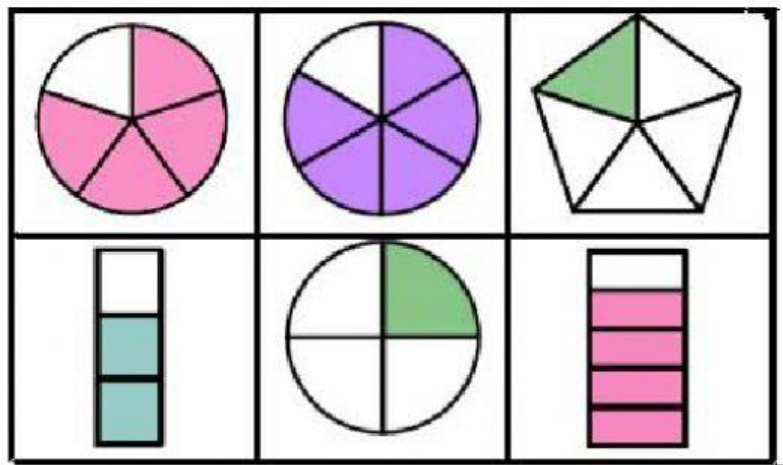


Trabajamos las fracciones



Coloreando y
URAs

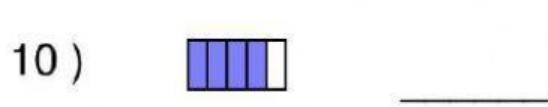
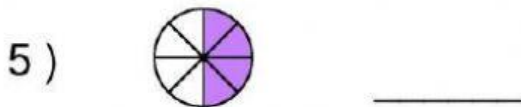
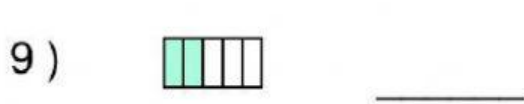

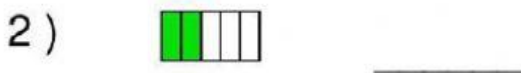
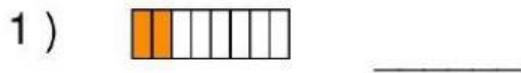
Nombre : _____

Resultado : _____

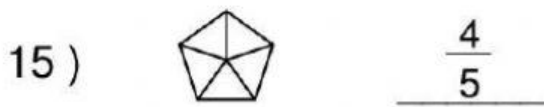
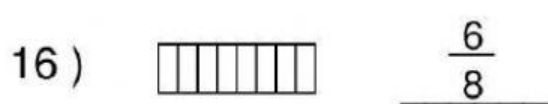
Profesor : _____

Fecha : _____

¿Qué fracción representa la figura?



Shade the Figure with the Indicated Fraction.






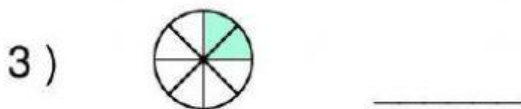

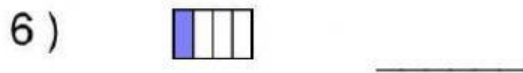
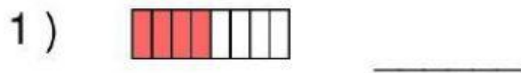
Nombre : _____

Resultado : _____

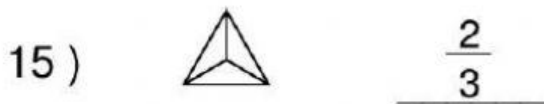
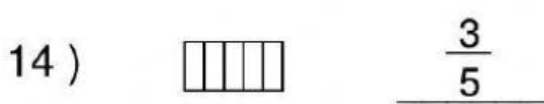
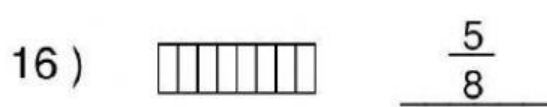
Profesor : _____

Fecha : _____

¿Qué fracción representa la figura?



Shade the Figure with the Indicated Fraction.













Nombre : _____

Resultado : _____











Profesor : _____

Fecha : _____

¿Qué fracción representa la figura?

- | | | | |
|---|-------|---|-------|
| 1)  | _____ | 6)  | _____ |
| 2)  | _____ | 7)  | _____ |
| 3)  | _____ | 8)  | _____ |
| 4)  | _____ | 9)  | _____ |
| 5)  | _____ | 10)  | _____ |

Shade the Figure with the Indicated Fraction.

- | | | | |
|--|---------------|---|---------------|
| 11)  | $\frac{5}{8}$ | 16)  | $\frac{4}{5}$ |
| 12)  | $\frac{3}{5}$ | 17)  | $\frac{2}{5}$ |
| 13)  | $\frac{3}{4}$ | 18)  | $\frac{2}{4}$ |
| 14)  | $\frac{4}{5}$ | 19)  | $\frac{1}{2}$ |
| 15)  | $\frac{1}{8}$ | 20)  | $\frac{1}{4}$ |

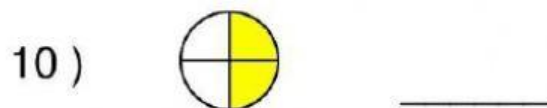
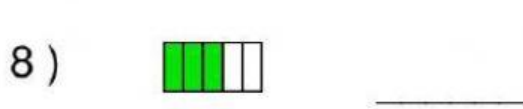
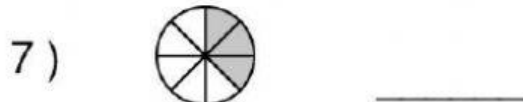
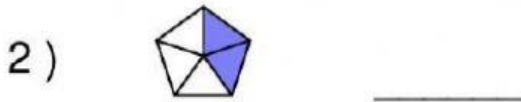
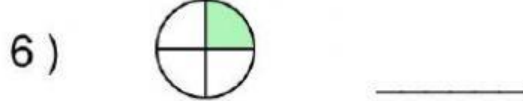
Nombre : _____

Resultado : _____

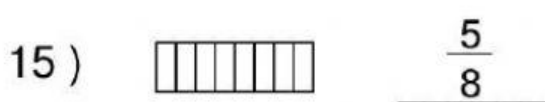
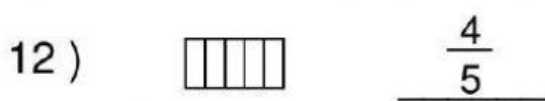
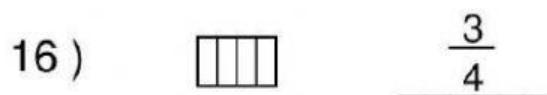
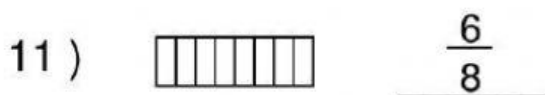
Profesor : _____

Fecha : _____

¿Qué fracción representa la figura?



Shade the Figure with the Indicated Fraction.



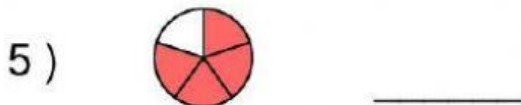
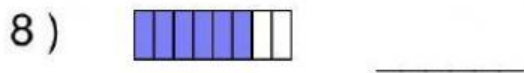
Nombre : _____

Resultado : _____

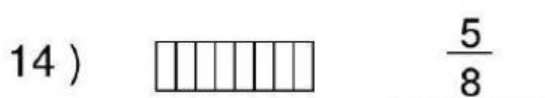
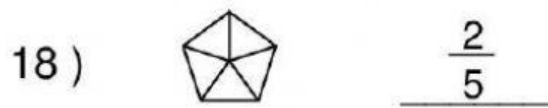
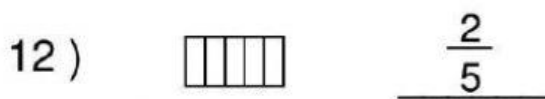
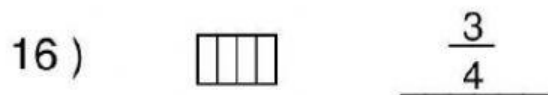
Profesor : _____

Fecha : _____

¿Qué fracción representa la figura?



Shade the Figure with the Indicated Fraction.



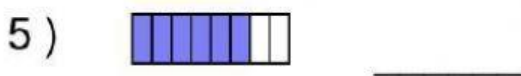

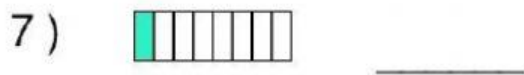


Nombre : _____

Resultado : _____

Profesor : _____

Fecha : _____

¿Qué fracción representa la figura?



Shade the Figure with the Indicated Fraction.

