

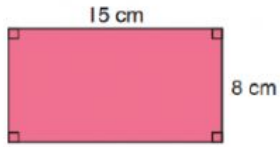
LATIHAN PERIMETER

Hitung perimeter bagi rajah berikut.

NAMA :

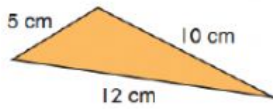
KELAS :

1



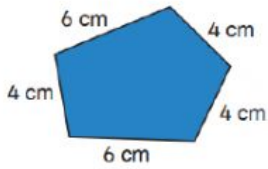
$$\text{PERIMETER} = \boxed{} + \boxed{} + \boxed{} \text{ cm} + \boxed{} \text{ cm} = \boxed{} \text{ cm}$$

2



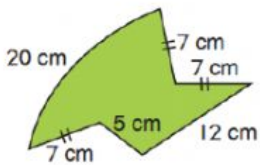
$$\text{PERIMETER} = \boxed{} + \boxed{} + \boxed{} = \boxed{} \text{ cm}$$

3



$$\text{PERIMETER} = \boxed{} \text{ cm} + \boxed{} \text{ cm} + \boxed{} \text{ cm} + \boxed{} \text{ cm} + \boxed{} \text{ cm} = \boxed{} \text{ cm}$$

4



$$\text{PERIMETER} = \boxed{20 \text{ cm}} + \boxed{} \text{ cm} + \boxed{} \text{ cm} + \boxed{} \text{ cm} + \boxed{} \text{ cm} + \boxed{} \text{ cm} = \boxed{} \text{ cm}$$