

# Final Test

## ENGLISH IN DAILY LIFE



- FAMILY
- SCHOOL SUBJECT
- HOW TO COOK
- DESCRIBING PEOPLE
- ASKING FOR DIRECTION

NAME: .....

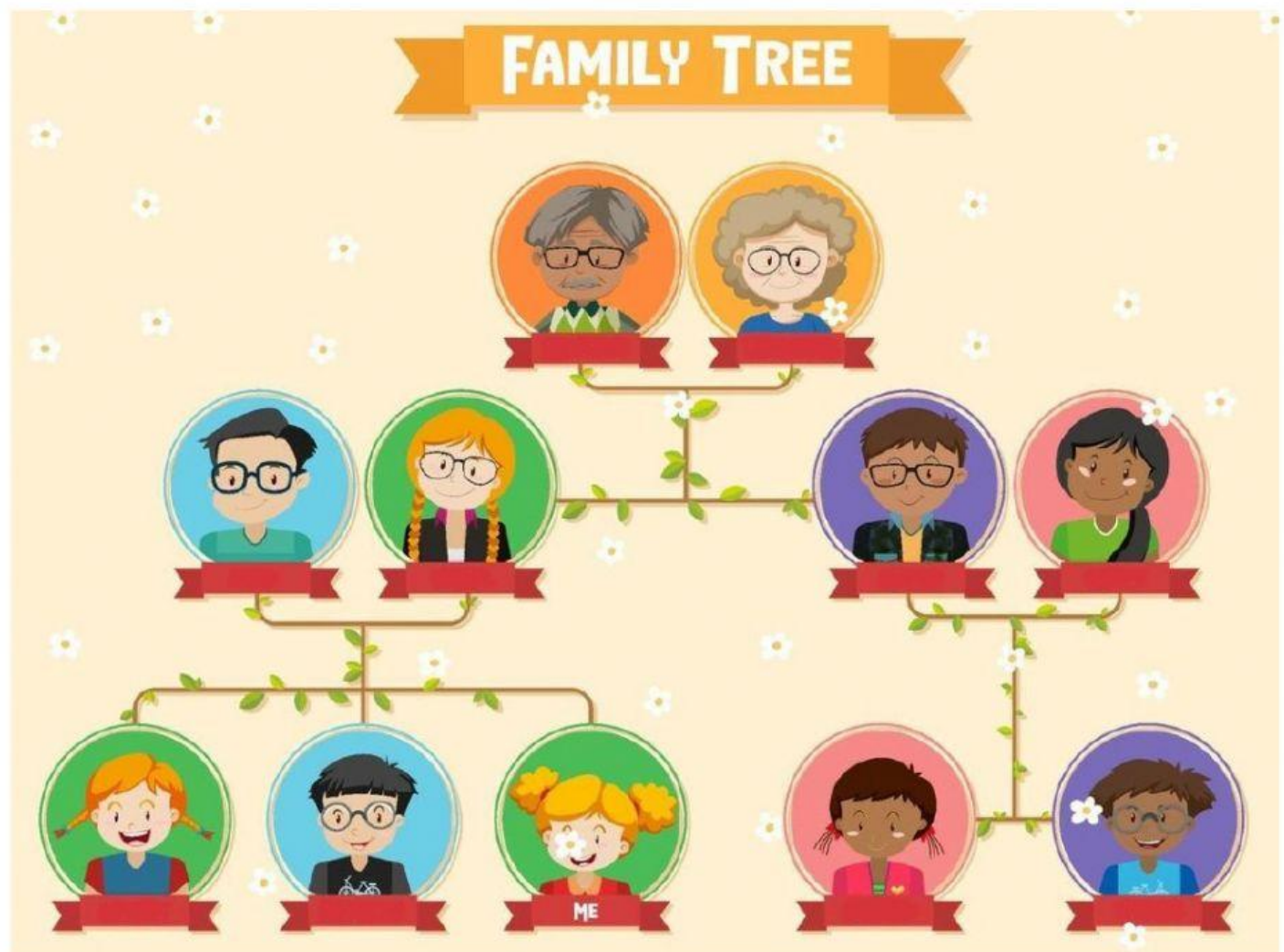
● Class .....

● No .....

DATE: .....

## FAMILY TREE

DIRECTIONS: CHOOSE THE CORRECT VOCABULARIES.



GRANDFATHER

FATHER

SISTER

UNCLE

COUSIN

GRANDMOTHER

MOTHER

BROTHER

AUNT

COUSIN

# Final Test



## ENGLISH IN DAILY LIFE

- FAMILY
- SCHOOL SUBJECT
- HOW TO COOK
- DESCRIBING PEOPLE
- ASKING FOR DIRECTION

NAME: .....

● Class .....

● No .....

DATE: .....

## SCHOOL SUBJECT

**DIRECTIONS: FILL IN THE BLANK.**

A: What class is next?

B: Math, I like Math class.

A: Emm.. I don't like .....

B: What's your ..... subject?

A: My favorite subject is ..... I like playing sports. I like basketball.

I play basketball everyday.

B: I like ..... too, but I can't play very well.

A: Don't worry, I can help you.

B: Really?

A: How about playing basketball after school?

B: That's a good idea.

## HOW TO COOK

**DIRECTIONS: PUT THE SENTENCES TO THE RIGHT ORDER.**

Step ..... : Pour in the beaten eggs, then tilt the pan to distribute the eggs evenly. Leave for 20 seconds, until the eggs begin to bubble.

Step ..... : Melt a knob of butter in a frying pan placed over a medium heat. Add the spinach and cook for 1-2 minutes, until wilted. Season with salt and pepper. Tip out onto a plate and set aside.

Step ..... : In a bowl, beat the eggs until just mixed. Return the frying pan to a medium-high heat, add the remaining butter and melt until beginning to foam, then swirl it around the pan.

Step ..... : Sprinkle over the cheese and spinach while the egg is still slightly runny in the middle, then remove the pan from the heat. The residual heat will continue to cook the egg. Season with salt and pepper.

Step ..... : Using a spatula, fold one third of the omelette into the middle, then turn the omelette onto a warm plate folding over itself. Serve immediately.

Step ..... : Working quickly, use a spatula or wooden spoon to draw in the sides of the eggs to the centre, incorporating the butter. Gently shake the pan to redistribute the egg to the edges.



# Final Test

## ENGLISH IN DAILY LIFE



- FAMILY
- SCHOOL SUBJECT
- HOW TO COOK
- DESCRIBING PEOPLE
- ASKING FOR DIRECTION

NAME: .....

● Class .....

● No .....

DATE: .....

## DESCRIBING PEOPLE

DIRECTIONS: DESCRIBE THIS PICTURE INTO 5 SENTENCES.



.....

.....

.....

.....

.....

.....

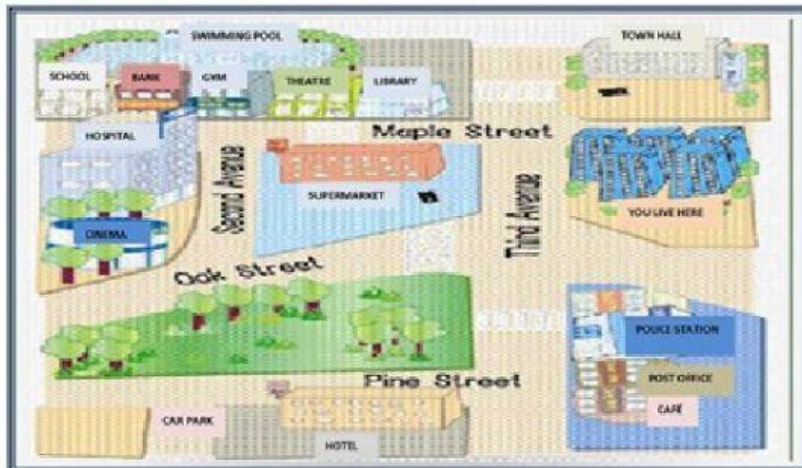
.....

.....

.....

## ASKING FOR DIRECTIONS

DIRECTIONS: TRUE OR FALSE



- ..... There is a school opposite the hospital.
- ..... There is a gym between the bank and the school.
- ..... The block of flats on Oak Street.
- ..... The library is near the town hall.
- ..... The cinema is on Second Avenue.
- ..... The swimming pool is opposite the café.
- ..... The gym is between the theatre and the bank.
- ..... The hotel is next to the park.
- ..... There is car park near the hotel.
- ..... The hospital is on Second Avenue.

# Final Test

## ENGLISH IN DAILY LIFE



- FAMILY
- SCHOOL SUBJECT
- HOW TO COOK
- DESCRIBING PEOPLE
- ASKING FOR DIRECTION

NAME: .....

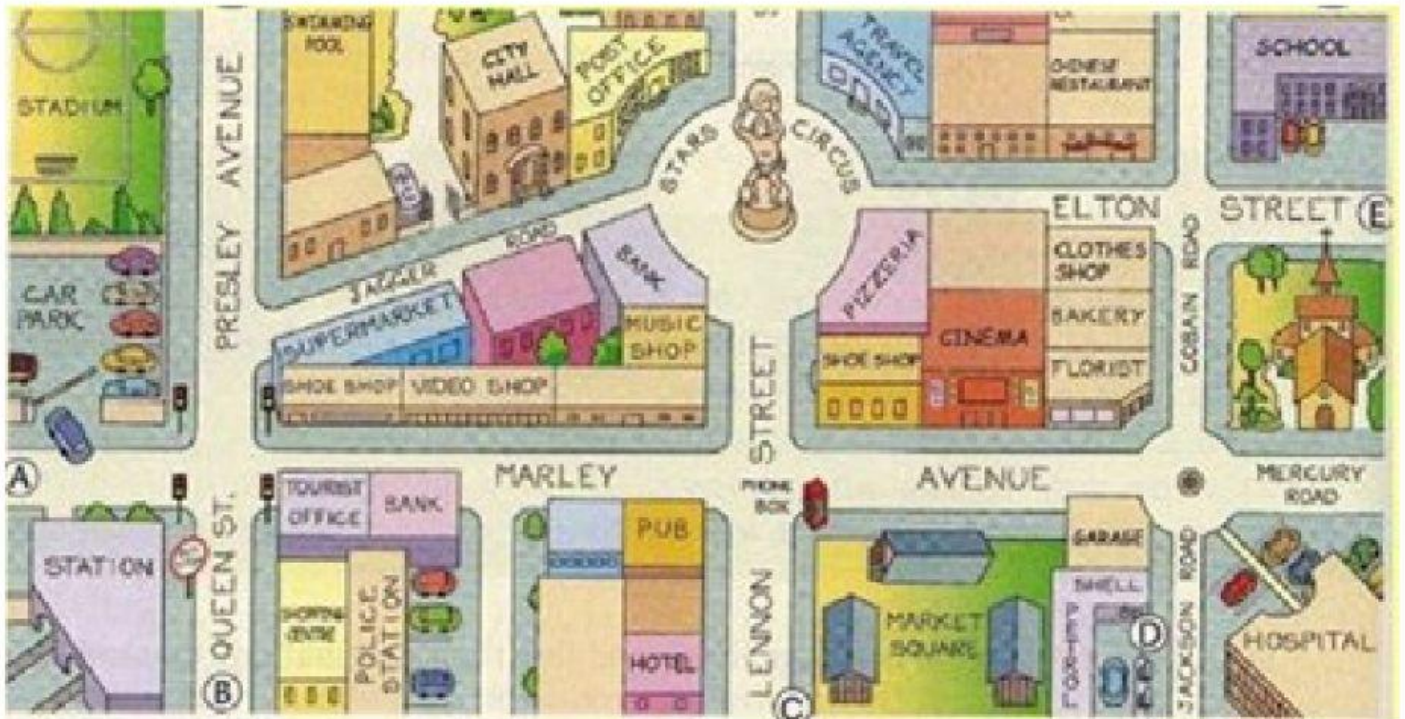
● Class .....

● No .....

DATE: .....

## ASKING FOR DIRECTIONS

DIRECTIONS: WRITE THE CORRECT ANSWER.



1. Can you tell me the way to the stadium?(You are at the florist.)

.....

.....

.....

.....

.....

.....

2. Where is the swimming pool? (You are at the market square.)

.....

.....

.....

.....

.....

.....