SD AL FALAH DARUSSALAM

Sience is awesome

LPFSDT Tahun Pelajaran 2020 - 2021

ICP

Name : _____ **Date** : _____

Class : _____ **Student's Attendence Number**: _____

Please retype this sentence **"I am honest kid, I'll do the best for Allah"**

"....."

Bismillaahirrohmaanirrohiim

Answer the questions based on the instruction given.

1. Order these steps of germination from 1 to 6.
   a. More roots grow. […]
   b. The bean absorbs water and swells. […]
   c. The leaves of the seedling are able to make food. […]
   d. The first root grows downwards. […]
   e. The stem grows upwards. […]
   f. The stem and leaves, which make up shoot, start to grow above the ground. […]

2. Order these picture, put them in the right order.



3. Use the following words to type in the names of the parts of the bean seed.

Leaves | Embryo | Food storage | Seed coat

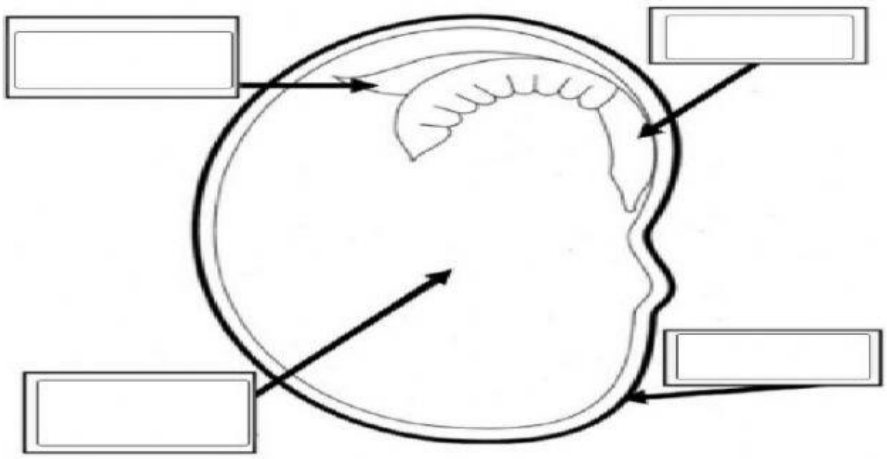

4. A student was doing an experiment using the scientific method.

A picture of the student's project is shown below.



- What is the student's change variable?
  - a. the angle of the light shining on the light
  - b. the type of soil the plant is growing in
  - c. the brightness of the light is shining on the plant
  - d. the temperature of the air in which the plant is growing

- List all the control variables that you can see that the student is keeping constant (the same). You can choose more than one.
  - a. the angle of the light shining on the light
  - b. the type of soil the plant is growing in
  - c. the brightness of the light is shining on the plant
  - d. the temperature of the air in which the plant is growing
  - e. the size of the pot
  - f. the amount of the plant
  - g. the kind of the plant

5. Which part of the seed is this?

   a. It covers and protects the seed. [……..]

   b. It will be developed into a young plant. [……..]

   c. It store food. [……..]

6. Choose three conditions for germination.

   a. water

   b. warmth

   c. light

   d. soil

   e. air

7. Choose four conditions for plant grow.

   a. water

   b. warmth

   c. light

   d. soil

   e. air

8. Use the line graph to answer the questions.

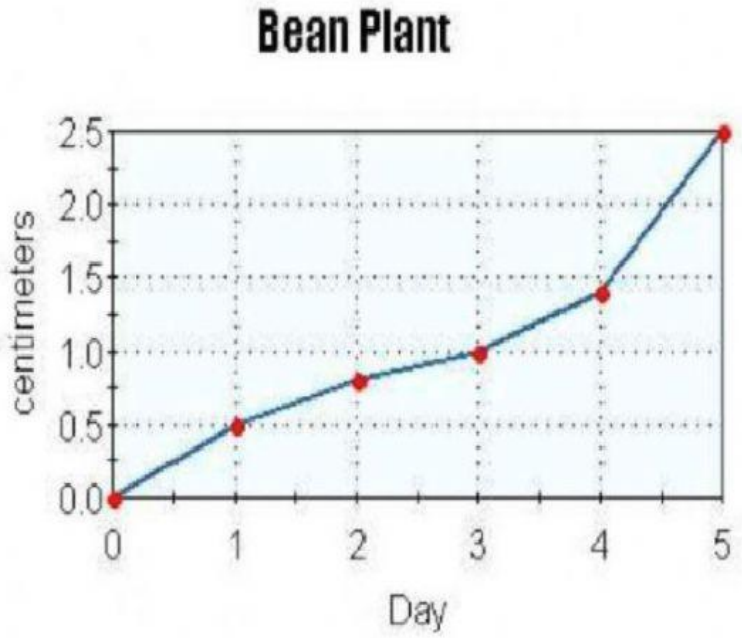

   a. How many centimeters was the plant on day 3? ……

   b. Between which 2 days did the plant grow the fastest? Between day … and day … .

   c. If the plant continues to grow at the same rate, about how tall will it be on day 6? … .

9. To answer these questions, use the diagram below

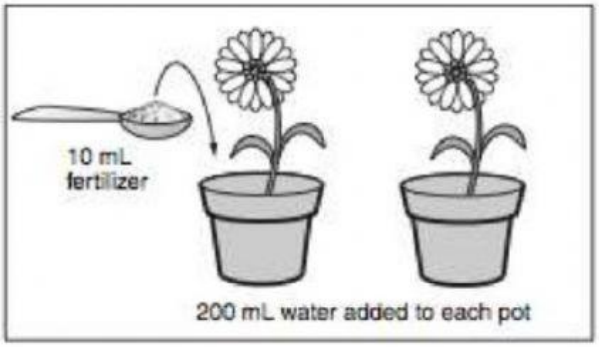

According to the diagram, which question is being tested?

a. Do flowering plants grow taller when watered with salt water?

b. How much fertilizer do flowering plants need?

c. Does adding fertilizer cause flowering plants to grow taller?

d. What is the best kind of fertilizer that a gardener can give a flowering plant?

10. This table shows the conditions of each set up condition for germination been seeds.

Set up A	Set up B	Set up C	Set up D
Water is not provided The room is bright The room is warm	Water is provided The room is dark The room is warm	Water is provided The room is bright The room is cold	Water is provided The room is bright The room is warm

Which **pair of set – ups** should be used to find out the following?

a. Whether seeds need water to germinate, set up … and … .

A

B

C

D

b. Whether seeds need light to germinate, set up … and … .

A

B

C

D

c. Whether seeds need warmth to germinate, set up … and … .

A

B

C

D

Alhamdulillahirobbil aalamiin