

### A. Lembar Kerja Peserta Didik ( LKPD)

Satuan Pendidikan	: SMP
Mata Pelajaran	: Bahasa Inggris
Kelas/ Semester	: VIII / I
Materi Pokok	: <i>Greeting Card</i> ; memberi dan meminta informasi terkait dengan hari-hari spesial.
Alokasi Waktu	: 1 x 30 menit

Name : .....

Group: .....

- **Activity 1**

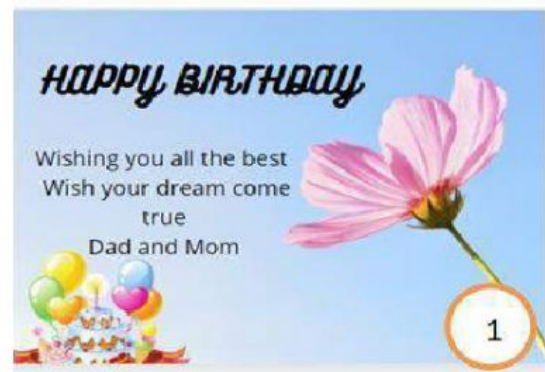
Teacher Asks students to identify the pictures by answering some questions below.  
(identify)

Mengidentifikasi WH-questions :

Answer the questions based on the text beside

1. What the picture is it?  
.....
2. Who is the writer of the card?  
.....

Card 1



Card 2



3. What the picture is it?  
.....
4. Who is the sender of the card?  
.....
5. What is purpose of the greeting card 2?  
.....  
.....

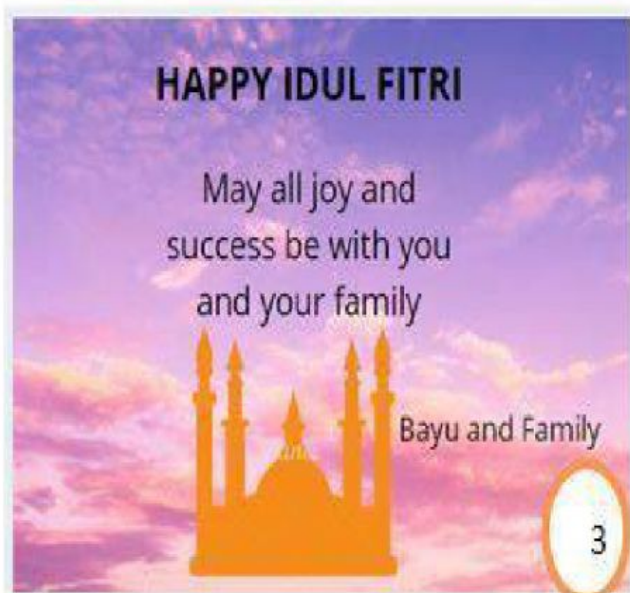
## • Activity 2

Complete the table with the appropriate kinds of greeting card based on pictures (classify)

- Card 1



- Card 2



Card 5





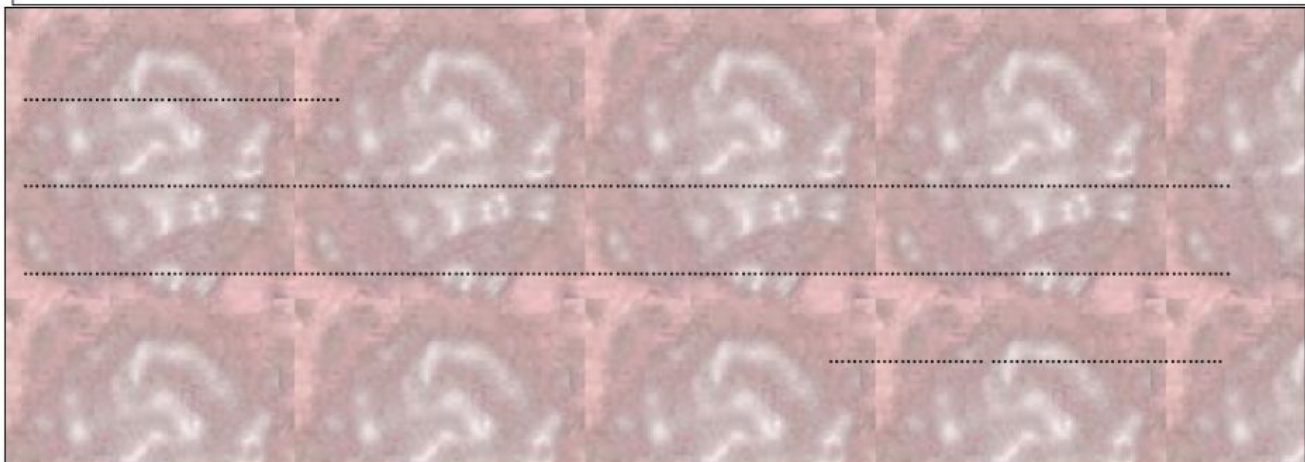
Number of Card	Name of Cards
Card ....	Birthday Card
Card ....	Mother's day Card
Card ....	Graduation Card
Card ....	Idul Fitri Card
Card ....	Get Well Card

• **Activity 3**  
**Example**



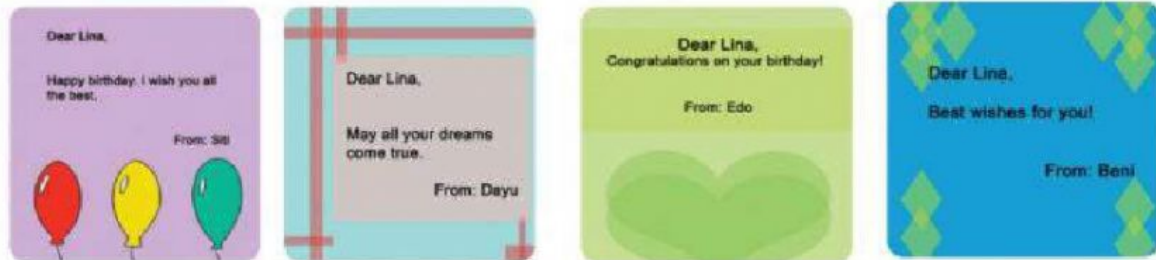
**Arrange the jumbled sentences below into good greeting card**

1. Happy birthday my dear. May God bless you and your dream come true
2. We wish your days fill with success and happiness
3. To Asti.
4. Love, Mum and Dad.


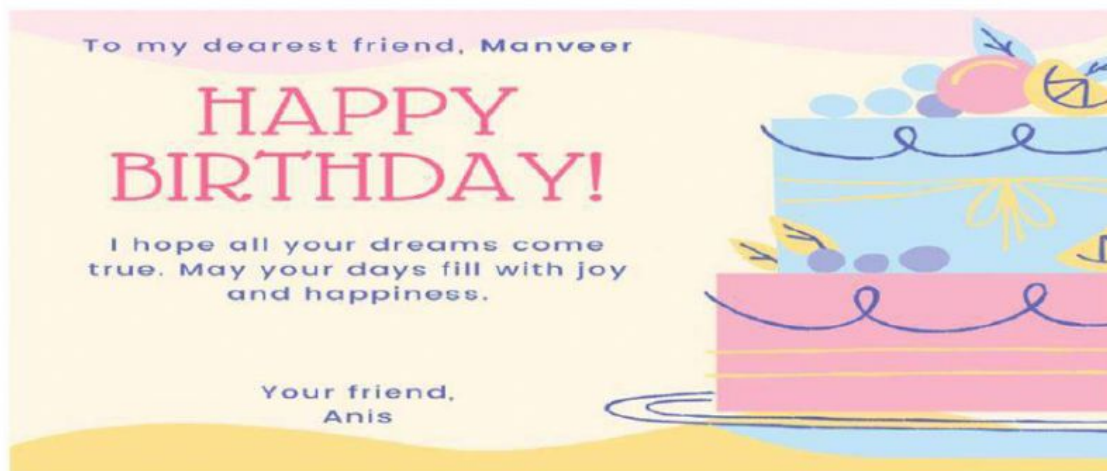


- **Activity 4**

**Make your simple birthday card to your group (you can choose a wish or hope in the cards below)**



Create a creative birthday card for your friend. You can refer to the example for your guidance.



- Activity 5

1) Please analysis this card !

.....

.....

.....

Happy Birthday..

Dear Mom

Happy Birthday My Mom.. Thank you for everything you have sacrificed for me. I will not be able to repay all your kindness. May god give you blessed age and bring us together in heaven

Your Son

.....