Area of a Composite Figure

STEPS TO SUCCESS:

1. Identify the figure:
   - Check the length of the sides.
   - Put ? on the missing sides.
2. Separate the figure into 2 or 3 shapes.
3. Redraw the shapes & sides.
4. Label the shapes (Shape A or Shape B).
5. Write the formula for all the shapes & Solve.
6. Write the units for the answer & check.

Find the area.

1.

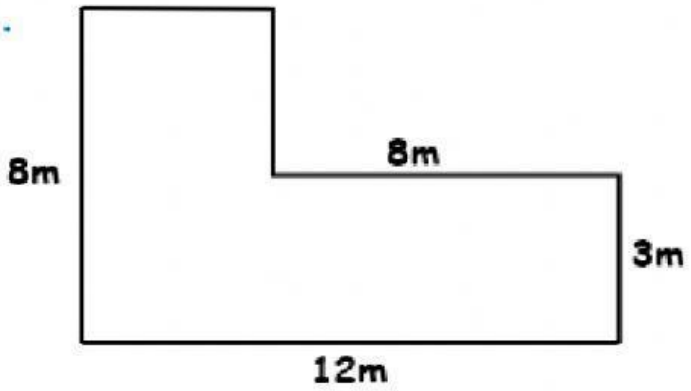

Area = _____

2.

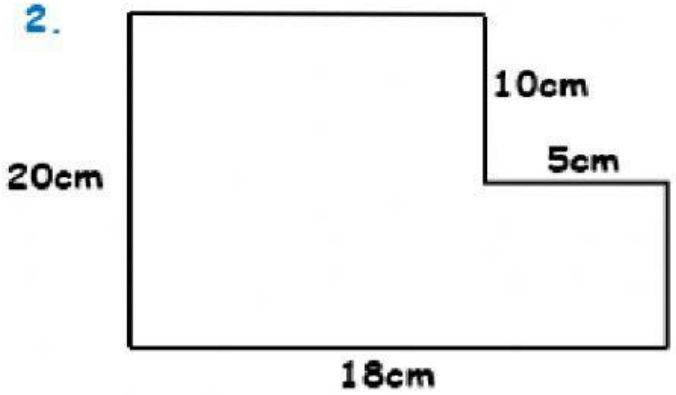

Area = _____

3.

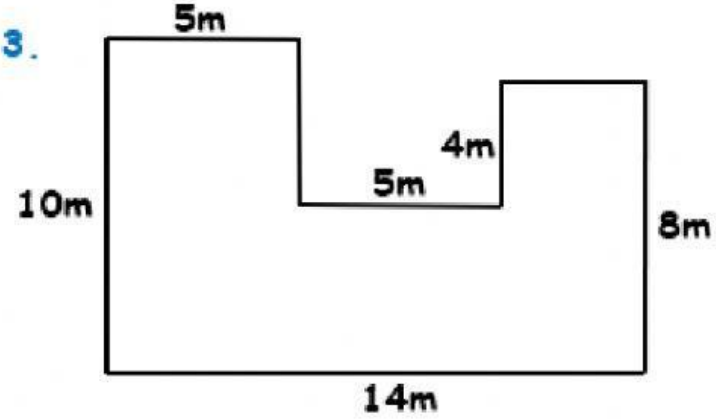

Area = _____

LIVEWORKSHEETS