

Name: \_\_\_\_\_ Date: \_\_\_\_\_

**Week 34**  
**Day 2 - What's Cooking?**  
 Thursday, 16<sup>th</sup> September 2021 (8.00 - 9.00am)


Learning Objective	Steps to Success
To write on how to make scrambled eggs on toast.	<ol style="list-style-type: none"> <li>1. Use capital letters for the beginning of a sentence.</li> <li>2. Use action words (imperative verbs).</li> <li>3. Use full stops and commas.</li> <li>4. Write all the steps using either numbering or sequencing words.</li> </ol>

## What's Cooking?


Cooking objects (Utensils)				
knife	fork	spoon	pan	bowl
peeler	masher	jug	chopping board	toaster

Use the words in the vocabulary box to name the pictures.

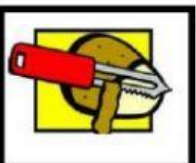
1




2




3



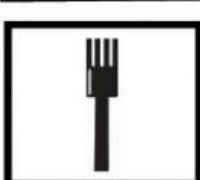
4



5




6




\_\_\_\_\_

7




\_\_\_\_\_

8



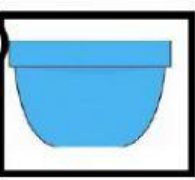
\_\_\_\_\_

9



\_\_\_\_\_

10



\_\_\_\_\_

Let's plan



These are the steps to make scrambled eggs on toast. Make a plan for your writing by filling in the table below.



#### ingredients







milk  
3 eggs  
butter  
salt  
pepper

Choose the words from the box and type in the correct category.

slices of bread	pour	butter	spread	fork	3 eggs
some milk	plate	boil	pan	pepper	toaster
mixing bowls	stir	toast	salt	break	knife

Equipment (utensils)	Ingredients	Imperative verbs

Number the steps in the correct order according to the pictures.

1. 		Then, stir the eggs and milk together using a fork.
2. 		Then, use a knife and spread some butter on the toasted bread.
3. 		First, break the eggs into a pan.
4. 		After that, use a knife and spread some boiled eggs on the toasted bread.
5. 		After that, boil the mixture.
6. 		Finally, add some salt and pepper for taste.
7. 		Next, toast two slices of bread using a toaster.
8. 		Next, pour some milk into the pan.



Now, write the steps of how to make scrambled eggs on toast below.

1.		
2.		
3.		
4.		
5.		
6.		
7.		
8.		

Thanks for attending today's class! Stay safe!