

Unit 3 General Test

name _____

Part 1

Look at the pictures. Listen to the conversations. Then listen again and write the letter of the conversation that matches each picture.



Example: A



1.



2.



3.



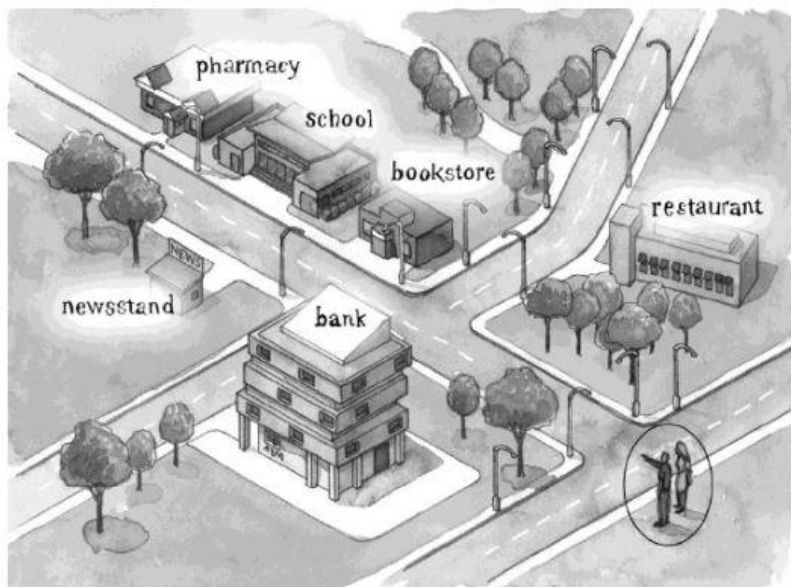
4.



5.

Part 2

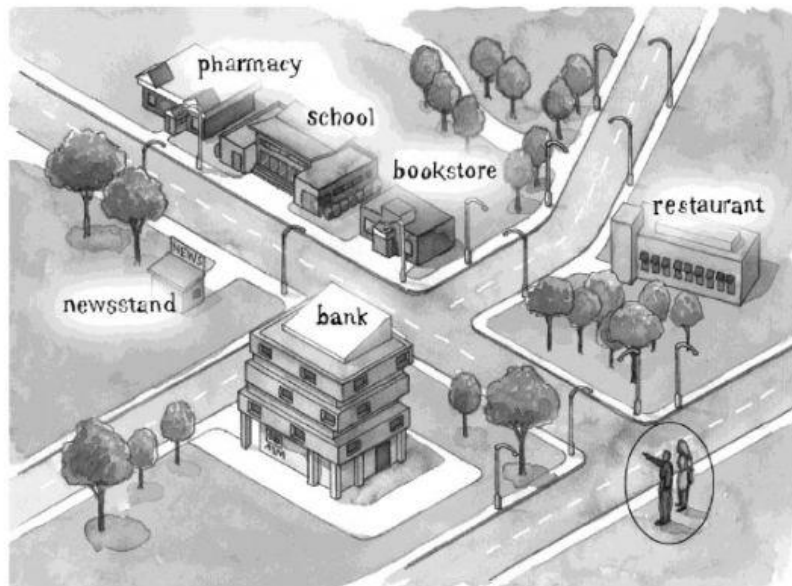
Look at the picture. You are one of the people shown in the bottom right of the picture. Check (✓) True or False for each statement.



	True	False
Example: The bank is on the right.	()	(✓)
6. The newsstand is around the corner.	()	()
7. The pharmacy is down the street.	()	()
8. The restaurant is next to the newsstand.	()	()
9. The bookstore is on the left.	()	()
10. The school is between the pharmacy and the bookstore.	()	()

Part 3

Look at the same picture again. Then complete each statement by writing the missing word in the blank.



Example:

I need some medicine. Let's walk to the pharmacy down the street.

11. The is across the street, on the left..
12. You can get a newspaper at the newsstand. It's down the street on the
13. Let's get something to eat at the around the corner.
14. Everything is close to us. We can to all the places we see.

Part 4

Look at each sentence. Write a question and answer. Use the place and directions from the sentence. Use contractions. Use correct capitalization.

Example: The bank is next to the pharmacy.

A: Where's the bank?

B: It's next to the pharmacy.

15. The school is around the corner.

.....?

.....

16. The bookstore is down the street on the right.

.....?

.....

17. The newsstand is across the street.

.....?

.....

Part 5

Look at the pictures. Then circle the imperative sentence that goes with each one.

Example:



- a. You shouldn't take a taxi.
- [b]. Don't take a taxi.**

19.



- a. There are no buses.
- b. Don't take the bus.

18.



- a. Don't walk.
- b. It's too far to walk.

20.




- a. Drive a car.
- b. It's better to drive.

Part 6

Look at the pictures. Complete each conversation by and the means of transportation.

Example: A: How do you go to school?
B: By subway



21. A: How do you go to work?
B:



22. A: How do you go home?
B:



23. A: How do you go to school?
B:



Part 7

Read about Steve Lee's neighborhood. Then check (✓) True or False for each statement.

I'm Steve Lee. I'm a student. My house is on Main Street. My neighborhood is interesting. I like it. A restaurant and a bookstore are down the street. My mother works at the restaurant. She's a chef. A bank is next to the bookstore, and a pharmacy is around the corner. My father works at the pharmacy. He's a pharmacist. My school is on Bank Street. I go to school by bus, but I walk home with my friends.



	True	False
Example: Steve Lee's school is on Main Street.	()	(✓)
24. A bookstore is on Main Street.	()	()
25. A bank is next to the pharmacy.	()	()
26. Steve's parents can walk to work.	()	()
27. The pharmacy is around the corner from Steve's house.	()	()

Part 8

Read the paragraph again. Then complete each statement with one or two words.

Example: Steve takes a bus to school.

28. A restaurant is the street from Steve's house.
29. A bookstore is the bank.
30. Steve and his friends home from school.