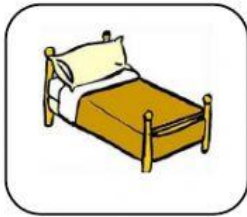


Unit 6 Home

Lesson 1 : Things at home

Exercise 1 Look and circle the correct words



- a. bed
- b. clock



- a. sofa
- b. bookshelf




- a. table
- b. clock



- a. sofa
- b. computer



- a. table
- b. clock



- a. computer
- b. bookshelf

Exercise 2 Look and write the missing letters.



b _ d



ta _ _ _



_ _ fa



_ _ _ _ shelf



com _ _ ter



clo _ _

Unit 6 Home

Exercise 3 Look and write :

next to	in front of	behind
---------	-------------	--------



a) There is a catthe television.



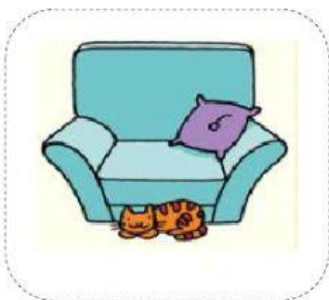
b) There is a tablethe sofa.



c) There is a mousethe television.



d) There is a catthe car.



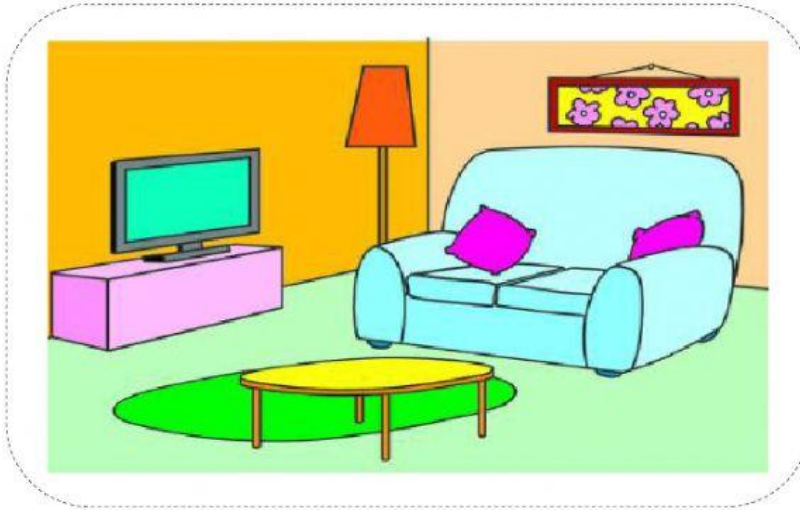
e) There is a catthe sofa.



f) There is a chair the desk.

Unit 6 Home

Exercise 4 : Look at the picture and write : Yes , there is or No , there isn't



- a. Is there a TV in the living room ?
- b. Is there a lamp next to the sofa ?
- c. Is there a picture in front of the sofa ?
- d. Is there a table in front of the sofa ?
- e. Is there a picture behind the sofa ?

Exercise 5 Put the words in the correct order

- a bed - the bookshelf - There - is - next to

.....

- Is - a computer - there - on - the table ?

.....

- There - a table - in front of - is - the bookshelf

.....

- there - Is - behind - a table - the sofa ?

.....

- There - a ball - is - the bed- under -

.....