

Name:


Subject: Reading Comprehension

Topic: Text Features: Part I

Text features are the parts of a **nonfiction** book that help you find information easily or tell you more about the topic.

- Titles
- Table of Contents
- Headings/Subheadings
- Photographs
- Illustrations
- Diagrams
- Captions
- Bold words
- Glossary
- Index
- Electronic Menu
- Icons

The **title** is the name of the book. Titles tell the reader the topic of the text. It also shows the main idea of the text.



← title

The **table of contents** gives the heading and beginning page number for each section of the book. The table of contents shows how the book is organized so you can find information more easily.

Sea Turtles 🐢	
Table of Contents	
Ocean World	6
Meet the Turtles	10
Nest Building	14
Oh, Baby!	16
On the Menu	22
Danger!	24
Glossary	32
Index	33

The headings/subheadings divide the text into sections. Headings and subheadings are printed in **large** or **bold** type to make them stand out. Headings and subheadings help the reader to locate information in the text by telling them where to look.



Photographs are pictures taken with a camera that show how something looks in real life. Photographs help the reader better understand the topic they are reading about.



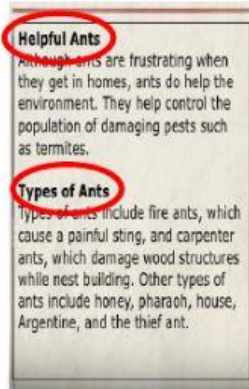
Illustrations are **hand-drawn** pictures. Illustrations help the reader "see" what is being talked about in the text.




Name: _____ Date: _____

Reading Comprehension: Text Features Part I

Instructions: Drag and drop the pictures into the correct box.



Introduction	1
1 Weather in Winter	4
2 People in Winter	9
3 Plants in Winter	13
4 Animals in Winter	19
Winter Vocabulary	25
Index	27



Title	Table of Contents	Heading/ Subheading	Picture	Illustration