Actividad 1.1

Objetivo: Identifica, construye y transforma funciones de una forma de representación a otra:

Instrucciones: Escribe F o R (función o Relación) según sea el caso

Identifica si los siguientes conjuntos representan funciones o relaciones.

1. $\{(0, 3), (2, 3), (-1, 3)\ldots\}$
2. $\{(-3, 5), (3, 5), (-3, 2)\ldots\}$
3. $\{(4, 7), (-4, \sqrt{3}), (\sqrt{2}, 5)\ldots\}$
4. $\{(2, 5), (\sqrt{4}, 2), (3, -3)\ldots\}$
5. $\{(a, 2a), (-2a, 3a), (4a, a)\ldots\}$
6. $\left\{\left(\frac{3}{2}, 1\right), \left(\frac{6}{4}, -1\right), \left(1, \frac{5}{2}\right)\ldots\right\}$

Identifica qué representa cada gráfica (función o relación):

7.

8.
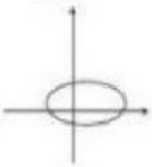

9.
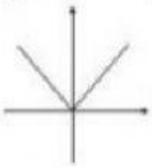

10.

11.
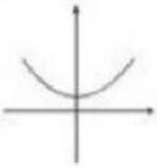

12.
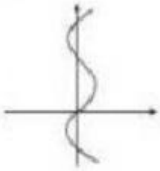

13.
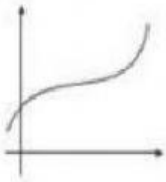

14.
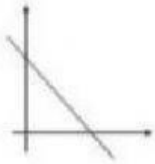

15.
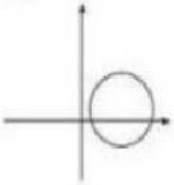

Instrucciones: Construye una tabla para cada valor de acuerdo a la función.

a) $y=3x+2$

x	y
-3	
-2	
-1	
0	
1	
2	
3	

b) $f(x)=2x$

x	y
-3	
-2	
-1	
0	
1	
2	
3	

c) $y=x^2-4$

x	y
-3	
-2	
-1	
0	
1	
2	
3	

d) $f(x) = \sqrt{x}$

x	y
-3	
-2	
-1	
0	
1	
2	
3	

LIVEWORKSHEETS

Instrucciones: Relaciona cada función con su grafica correspondiente.

$$f(x) = x^2 + 4x + 4$$

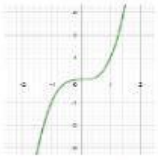

$$f(x) = 2x + 3$$

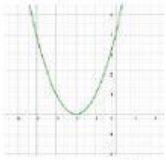

$$f(x) = x^2 + 3$$

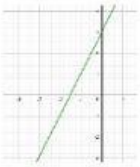

$$f(x) = x^3$$

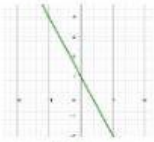

$$f(x) = \sqrt{x + 1}$$



$$f(x) = -3x + 1$$

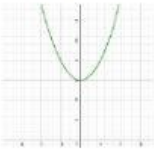

$$f(x) = \frac{x + 3}{x - 2}$$

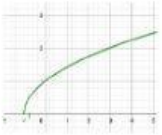

LIVEWORKSHEETS