

Unit 5 Earth and Sky

What can you say about Earth and sky?

1 What can you see? Look and write.

ocean moon sun rock cloud tree



2 Read and circle T (true) or F (false).

1 We can find clouds in the sky. ☒ T / ☐ F

2 The moon is in the sky. ☐ T / ☐ F

3 Trees grow on Earth. ☐ T / ☐ F

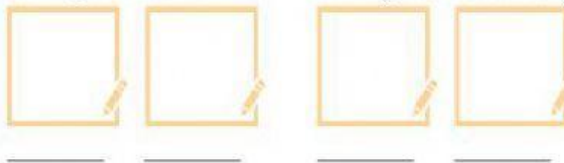
4 The sun is on Earth. ☐ T / ☐ F

5 We can find oceans in the sky. ☐ T / ☐ F


3 Earth and the sky. Draw and label.

Two things we can see on Earth.

Two things we can see in the sky.



4 Which objects are made of rock? Look and mark (✓).



5 An object made of rock. Think, draw, and write. Use words from the box.

statue bridge building
hard big small

This is a _____

It's _____



Lesson 1 • What is on Earth?

- 1 What can we see on Earth? Look, read, and circle the words from the box.

mountains hills island plains

- 1 Plains are large flat areas of land.
 2 Hills are where the land gets higher.
 3 Mountains are the highest kind of land.
 4 An island is land with water all around it.



- 2 What can you see? Look and write.

plain hill mountain island



1 hill 2 _____ 3 _____ 4 _____

- 3 What can you find near where you live? Mark (✓) and write.

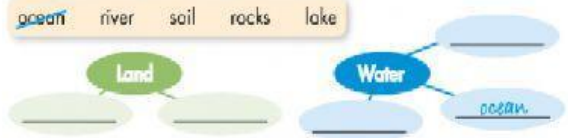
a hill ☐ an island ☐ a plain ☐ a mountain ☐
 a river ☐ a lake ☐ an ocean ☐

There is _____ near me.
 There is _____ near me.
 There isn't _____ near me.
 There isn't _____ near me.

Grammar Tip

There is a lake.
 There is an ocean.

- 4 Think and complete the mind maps.



- 5 Were you right? Read and check your answers in 4.

On Earth, there are different kinds of land and water. Land has rocks and soil. Rocks are hard, and soil is soft. Different kinds of places with water are oceans, rivers, and lakes. An ocean is a large area of salt water. Oceans cover most of Earth. A lake has land all around it. Rivers flow from the land to the ocean. Their water doesn't have any salt.

- 6 How are rivers and oceans different? Read and write.

flow across the land have salt in the water



- 7 What do you like/don't you like on Earth? Mark (✓) and (x). Then write.

hills ☐ islands ☐ plains ☐ mountains ☐
 rivers ☐ lakes ☐ oceans ☐

I like _____. I don't like _____.

Lesson 2 • What changes land?

1 Look and write.

volcano
earthquake



2 How does the land change after a volcano? Read and draw.

Before

The land and trees look green.

After

The land looks dry.

The trees have disappeared.



3 Do the changes happen fast or slowly? Read and circle.

1 A river goes across the land.

fast / slowly

2 A volcano erupts.

fast / slowly

3 Earthquakes crack the land.

fast / slowly

4 Weathering breaks rocks with ice or water.

fast / slowly

5 Erosion, by wind or water, moves rocks.

fast / slowly

4 What changes the land? Look, unscramble, and write.



anetherigw



renoosi



queekartha

1 weathering

2 _____

3 _____

5 Changes on Earth. Read and circle.

Reading Tip

Read the text slowly to help you choose the best word.

(1) Weathering / Volcano is when water or ice breaks down rocks. (2) Erosion / Volcano is when wind or water moves rocks and soil. (3) Weathering / Earthquake and erosion can take a long time. They change Earth (4) fast / slowly.

6 What changes the land? Draw and label two changes.

erosion weathering volcano earthquake



Lesson 3 • What is the sun?

1 The sun. Look and match.



- a Living things need heat from the sun.
- b A star is a big ball of hot gas.
- c The sun lights Earth.
- d The sun warms the land, the water, and the air.



2 Why do we need the sun? Read and circle the words from the box.

heat live grow warms

We Need the Sun

When there isn't any sunlight, it is cold. The sun warms Earth. It gives us heat. We need the light from the sun to see. When there isn't any sunlight, plants cannot grow, and animals and people cannot live. We cannot live without the sun.

3 Read 2 again and write.

- 1 We need the sun to warm Earth.
- 2 People need the light from the sun to s_____.
- 3 Plants need the sun to g_____.
- 4 Animals need the heat from the sun to l_____.
- 5 People need the h_____ from the sun to live.

4 What do they use in the sun? Look and write.

1 sunglasses

2 _____

3 _____



Reading Tip

Think about who the poster is for.

5 What do you need to do in the sun? Design a poster. Use the words in the box.

The sun can harm you.
Protect yourself.
Never look at the sun!
Wear...



6 What do you use in the sun? Draw one or two objects and complete for you.



I wear _____
