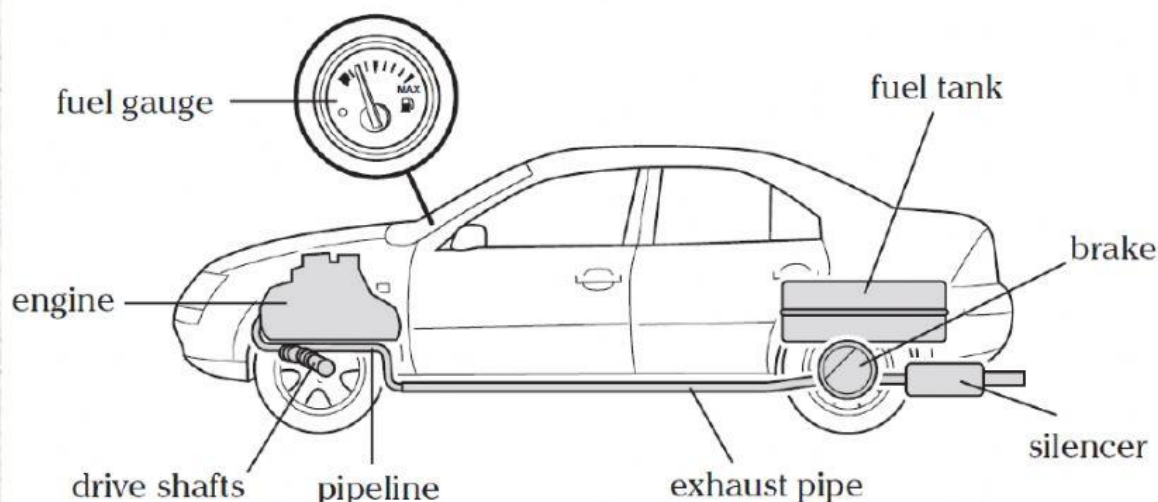


Complete the text with words from the diagram. Some are used more than once.



On a front-wheel drive vehicle, the (1) engine is at the front of the car, between the two wheels. Two (2) \_\_\_\_\_ drive the front wheels.

The (3) \_\_\_\_\_ is at the rear of the car, between the rear wheels and below the passenger seat. It holds fuel for the engine. A (4) \_\_\_\_\_ carries fuel below the car to the (5) \_\_\_\_\_ at the front. The (6) \_\_\_\_\_ on the instrument panel shows the quantity of fuel in the (7) \_\_\_\_\_.

Each wheel of the car is fitted with (8) \_\_\_\_\_. When the footbrake is pressed, the (9) \_\_\_\_\_ slow the moving car. At rest, the handbrake stops the car from moving.

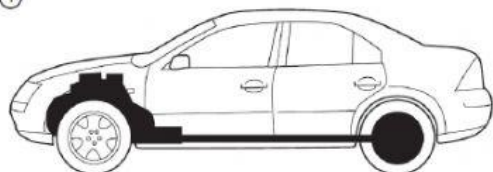
The car's exhaust system has a (10) \_\_\_\_\_ and an (11) \_\_\_\_\_. The function of the (12) \_\_\_\_\_ is to reduce the noise from the engine. The (13) \_\_\_\_\_ carries exhaust gases from the engine under the car between the two rear wheels to the exit point at the rear.

Match the parts with their functions.

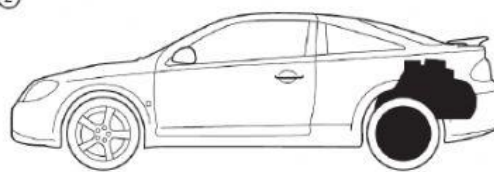
- |                      |   |
|----------------------|---|
| 1 silencer _____     | a) slow and stop the wheels of the car              |
| 2 fuel gauge _____   | b) carries fuel to the engine from the fuel tank    |
| 3 engine _____       | c) measures the fuel in the tank                    |
| 4 pipeline _____     | d) holds the fuel for the car                       |
| 5 brakes _____       | e) carries the exhaust gases to the rear of the car |
| 6 drive shafts _____ | f) makes the car quieter                            |
| 7 fuel tank _____    | g) turns the drive shaft                            |
| 8 exhaust pipe _____ | h) turn the wheels of the car                       |

Complete the descriptions of the four vehicles.

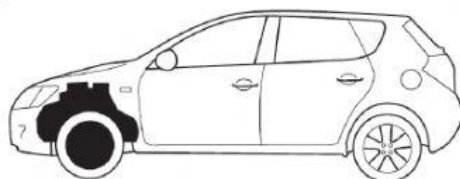
①



②



③



④



- 1 The engine is at the front and drives the rear wheels.
- 2 The engine is at the \_\_\_\_\_ and drives the \_\_\_\_\_ wheels.
- 3 The engine is at the \_\_\_\_\_ and drives the \_\_\_\_\_ wheels.
- 4 The engine is at the \_\_\_\_\_ and drives the \_\_\_\_\_ wheels.

Look at the diagrams in 1 and 4 and underline the correct words.

- 1 On a 4WD, the drive shaft to the rear wheels is *to/in* the middle of the car.
- 2 The pipeline for the fuel is *above/below* the floor.
- 3 The fuel tank is *on/at* the back of the car.
- 4 The chassis is *at/to* the bottom of the car.
- 5 The body is *below/above* the chassis.
- 6 The fuel gauge is *in/at* the middle of the instrument panel.
- 7 In the UK, the driver's seat is *on/at* the right, looking forwards.
- 8 In the UK, the handbrake is *to/at* the left of the driver.
- 9 The exhaust pipe for exhaust gases is *below/above* the floor.
- 10 The drive shafts connect the wheels *to/on* the engine.