


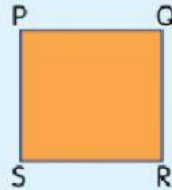
Name : _____

Class: _____

Choose the **CORRECT** answers.

TEST YOURSELF

1 The diagram shows a square and a rectangle.



Line PS

Line QR

Line KL

Line NM

a State the lines which are perpendicular to lines PQ and KN.

b State the lines which are parallel to lines PS and KL.

2 The diagram shows a road map.

a State the street which is parallel to Merpati Road.

b State the streets which form perpendicular lines.



Helang Road

Nuri Road

Merak Road

Enggang Road

Helang Road and Merpati Road

Nuri Road and Merak Road

Merak Road and Enggang Road

Nuri Road and Helang Road

3

State the parallel lines, perpendicular lines, or none.

Parallel lines


Perpendicular lines

None

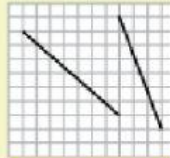
a



b



c



d

