



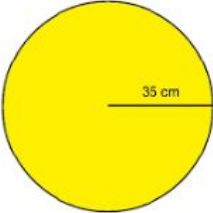
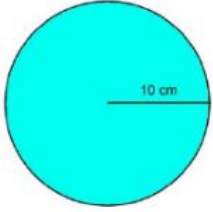
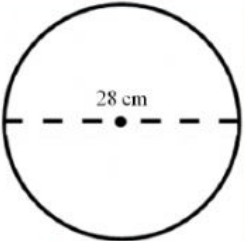
LKS INTERAKTIF LUAS DAN KELILING LINGKARAN



Kerjakan soal berikut ini!

Pilih jawaban yang paling tepat dengan menempatkan kotak jawaban ke dalam tabel hasil luas dan keliling!

Selain itu, tulis soal beserta caranya di buku tulis kalian!

Lingkaran	Luas	Keliling
		
		
 <small>https://blognyaikhsm05.blogspot.co.id</small>	+	+

Pilihan jawaban

616 cm²

62,8 cm

88 cm

314 cm²

3850 cm²

220 cm

628 cm

61,6 cm²

	Complete by	
<input type="checkbox"/>	<insert date 8 wks before Due Date>	If desired, contact your State's Chamber of Commerce, State government representatives, or State Historical Society.
<input type="checkbox"/>	<insert date 6 wks before Due Date>	Begin research using Bing, school or public library, human resources. Keep thorough notes, including information needed for citations. Save internet image to illustrate your report, but ensure you have permission to use them by searching via Bing in the Classroom or by using Bing "Search by License" feature at home. (Creative Commons)
<input type="checkbox"/>	<insert date 6 wks before Due Date>	When inspired by a particularly unique element of your state, determine the two Unique Informational pages and enter their titles in the grid.
<input type="checkbox"/>	<insert date 6 wks before Due Date>	Compose at least four Informational pages. Typing now will eliminate a last-minute crush.
<input type="checkbox"/>	<insert date 5 wks before Due Date>	Compose at least four more Informational pages. Typing now will eliminate a last-minute crush.
<input type="checkbox"/>	<insert date 4 wks before Due Date>	Compose at least four more Informational pages. Typing now will eliminate a last-minute crush.
<input type="checkbox"/>	<insert date 3 wks before Due Date>	Compose at least three more Informational pages, as well as your Introduction. Begin assembling and formatting Cited Sources page according to directions from your teacher. Compose Conclusion. Typing now will eliminate a last-minute crush.
<input type="checkbox"/>	<insert date 2 wks before Due Date>	Type and illustrate your Informational pages, Introduction, Title Page, Table of Contents. Complete Cited Sources.
<input type="checkbox"/>	<insert date 2 wks before Due Date>	Print and assemble your Research Report pages as directed by your teacher.

1. State Model Requirements

The State Model is a construction project intended to creatively evoke what is most inspirational about your state. Each model will be different because of both the state AND the designer. Requirements are few, but expectations are high.

State's name clearly present	State colors dominant	At least three facts/events presented	Creative	Interesting to viewer
------------------------------	-----------------------	---------------------------------------	----------	-----------------------

Suggestions: box, float, diorama, clay model, Minecraft, Mixed Reality, video presentation

Parent Acknowledgment for <enter student name>

I, _____ (parent), am aware my child is participating in an important project, and I am committed to supporting him/her with advice and encouragement. I have noted the Due Date, planning dates, and subject area, and will aid in having both components at <location to be turned in> by <insert due date>. (Once signed, copy this page for teacher and parent.)