

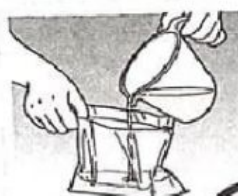
VOCABULARY AND LISTENING

Task 1: Complete the instructions for a chemical experiment with words from the box. Then, listen and check.

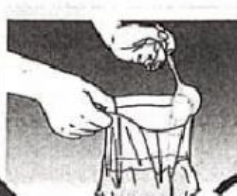
THE EXPLODING BAG!

In the school (1)... you can try this fun experiment!
You will need the following equipment:
A plastic bag with a zip A measuring (2) ...

Warm water Vinegar Baking soda




First, put 100 ml of warm water and 200 ml of vinegar into the bag. The (3) ... of the water shouldn't be higher than 60°C.



Next, add three spoons of baking soda to the bag of (4) ...



Quickly close the bag with the zip. Watch as a (5) ... called carbon dioxide is produced inside the bag. Can you see the (6) ...?



Now here's the fun bit! The bag will get bigger and bigger until there is an (7) ...!

Task 2: Complete the sentences about the experiment with the words in the box.

bubbles

laboratory

reaction

thermometer

gas

1. If you mix vinegar and baking soda, there is a chemical
2. The mixture of vinegar and baking soda fizzes and produces
3. A like carbon dioxide needs a lot of space.
4. Experiments like these should be done in a safe environment such as a
.....
5. Check the temperature of water with a