



Date: Today is \_\_\_\_\_, September \_\_\_\_\_, 2021.

Name: \_\_\_\_\_ Class: 3<sup>rd</sup> \_\_\_\_\_

## UNIT 3 LESSON 2: FRUITS - STATEMENTS

A. Look at the pictures. Then, read and select.

1.



I have a apple.

We has an apple.

2.



We has an apple

I have apples.

3.








I has a banana.

We have bananas.

4.  We has an orange.

I have oranges.

B. Look at the pictures. Then, drag and drop.

		
1. 		

apples

bananas




doesn't

has

He

have

\_\_\_\_\_. He \_\_\_\_\_.

	✓	✗
2. 		

doesn't

She





have

oranges

peaches

has

\_\_\_\_\_. She \_\_\_\_\_.

	✓	✗
3.  		

have

bananas

don't

oranges

They

\_\_\_\_\_. They \_\_\_\_\_ have \_\_\_\_\_.

C. Look at the pictures and select. Then, write.

1.



\_\_\_\_\_.

He	has	a	banana
She	have	an	apple
They			peach

2.



\_\_\_\_\_.

He	has	a	banana
She	have	an	apple
They			orange

3.



You

has

a

banana

I

have

an

apple

We

peach

4.



You

has

bananas

I

have

apples

We

oranges

D. Look at the pictures and select.

1.		I	doesn't have	oranges.
		She	don't have	peaches.
2.		He	don't have	apples.
		You	doesn't have	bananas.
3.		He	don't have	peaches.
		She	doesn't have	bananas.
4.		He	doesn't have	oranges.
		She	don't have	apples.