















WORKSHEET

UNIT 3: This is Tony_L1

1. Circle the odd one out.


- 1. a. Mary b. what c. who
- 2. a. this b. that c. yes
- 3. a. you b. I c.name
- 4. a. no b. Tony c. Peter
- 5. a. hi b. hello c. bye

2. Color the ★ that corresponds with the picture.

<p>a. </p>	<p>This is an apple  That is an apple </p>
<p>b. </p>	<p>This is an ant .  That is an ant. </p>
<p>c. </p>	<p>This is a cat.  That is a cat. </p>
<p>d. </p>	<p>This is a goat.  That is a goat. </p>

3. Look and write

this that


 2. is Linda.


 1 Miss Hien

