

14TH CLASS



1 Listen and point. Sing *This is me*.




*This is my body,
This is me.
This is my body.
Count with me.*

Two feet,
Ten toes,
Two eyes,
One big nose.

Chorus

Ten fingers,
One head,
Two arms,
Two long legs.



2 Read and stick the ten stickers. Listen and say the chant.



head



legs



feet



toes



arms

Learning to learn



Spelling: go to page 35 in your Activity Book.

- 1) Listen and repeat. (Escuchá la historia y repetí)
- 2) Listen and draw. (Escuchá y dibuja las partes que le faltan)

Lesson 2 Grammar

3

1 Listen and repeat. Act out.



Grammar

I've got a red nose.
I've got big ears.

2 Listen and draw.



1



2



3



4



ears



mouth



eyes



nose



fingers

Key learning outcomes: use *I've got ...* for parts of the body

Grammar: *I've got (a big nose). I've got (small eyes).*

twenty-nine 29

1) Listen and read. (Escuchá y lee)

3 Lesson 3 Story


Before you read


Can you see a clown in the story?

1 Listen and read. Act out.



Fun at the circus





After you read

➔ Go to page 28 in your Activity Book.

2 **Values** Read and circle.



When you ride a bike, wear a helmet and use two **hands** / **fingers** / **toes**.



Now watch the animated story!

Values: riding a bike safely

thirty-one 31

**Y ahora que ya terminaste de
copiar en la carpeta...
Qué hacemos?**

**Vamos a trabajar con el
ACTIVITY BOOK, así empezamos a
practicar todo lo que aprendimos
hoy.**



ACTIVITY BOOK pages 26 and 27.

1) Read and match. (Leé y uní)

2) Count and write. (Contá y escribi los nombres)



Don't forget the recycle word! (no te olvides de la palabra reciclada)

Unit
3

At the circus

Lesson 1 Vocabulary

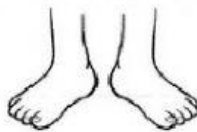
1 Read and match. Say.



head



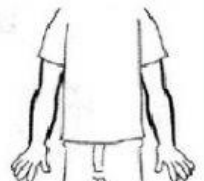
mouth



feet



nose




arms

one

two

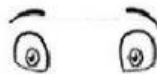
ten



ears



legs



eyes



toes



fingers

2 Count and write.

legs hands noses eyes heads

1 four heads

2 ten _____

3 four _____

4 eight _____

5 six _____



c _____

1) Read and draw a clown. Colour. (Leé, dibuja un payaso y pintalo. Hacelo en la carpeta)

2) Choose and write a conversation. (Elegi y completa la conversacion)

Don't forget the recycle word! (no te olvides de la palabra reciclada)



Lesson 2 Grammar

3



1 Read and draw a clown. Colour.


1 I've got a big head.

2 I've got small ears.

3 I've got a big nose.

4 I've got small eyes.

5 I've got a big mouth.



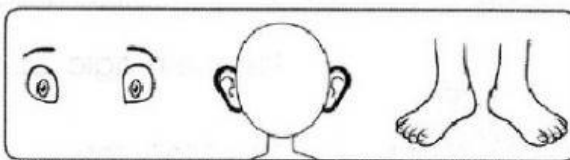
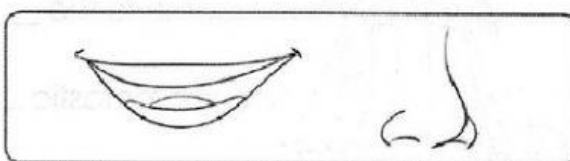
2 Talk Partners Choose and write a conversation. Act out.

Look at me! I've got a
big _____.

I've got big
_____.

I'm a clown.

I'm a clown, too.



d _____

twenty-seven 27

Love,



After watching the video about my family, find a picture or make a drawing of your family and make a video showing me it.

(Después de haber visto el video que hice yo sobre mi familia, busca una foto o hace un dibujito de tu familia y filma un video contándome sobre ellos)

Hi, this is my house!



watch my video
on youtube