










## Unit 2: New for school

1. Look and choose a/an. Then put a tick (✓) or a cross (x) in the box.

WHAT'S THIS?

✓	✓	✓	✓	✓	x	x	x	x	x
---	---	---	---	---	---	---	---	---	---

1. It's a / an ruler. <input type="checkbox"/>	
2. It's a / an pen. <input type="checkbox"/>	
3. It's a / an notebook. <input type="checkbox"/>	
4. It's a / an ruler. <input type="checkbox"/>	
5. It's a / an egg. <input type="checkbox"/>	
6. It's a / an eraser. <input type="checkbox"/>	
7. It's a / an queen. <input type="checkbox"/>	

8. It's a / an backpack	<input type="checkbox"/>	
9. It's a / an pencil.	<input type="checkbox"/>	
10. It's a / an umbrella.	<input type="checkbox"/>	

## 2. Look and complete.



1. What's this?  
It's \_\_\_\_\_ umbrella.



2. What's this?  
It's \_\_\_\_\_ pencil case.



3. What's this?  
It's \_\_\_\_\_ apple.



4. What's this?  
It's \_\_\_\_\_ rubber.



5. What's this?  
It's \_\_\_\_\_ pen.



6. What's this?  
It's \_\_\_\_\_ orange.