



Liceo Bilingüe Rodolfo R. Llinás

Resolution No 1469 Barrancabermeja - 1169 Piedecuesta

* We educate children to become scientists and researchers of life*.

WORKSHEET II SEMESTER

LEVEL: JUNIOR

SUBJECT: ENGLISH











TERM: Third

TEACHER: Silvia F. Bermúdez

STUDENT:

Desempeños a evaluar		Sí	No
Cognitivo: SABER	K1. Recognize the essential content of short oral texts in the foreign language, which deal with topics close to their experiences, and are supported by gestures or a sequence of images.		
	K2. Know about the different vocabulary viewed in the term and use to complete the guides and worksheets correctly.		
Procedimental: SABER HACER	KH1. Participate in songs and games using the vocabulary about the colors, toys, nature, actions and wild animals		
	KH2. Manipulate the technological tools that the center has in an appropriate way and use materials (audiovisual, multimedia...) appropriate to their age.		
	KH3. Reproduce aspects of sound, rhythm, stress and intonation, characteristic of the foreign language, in songs of rhymes.		
	KH4. Do exercises orally and dynamically with the flashcards of the vocabulary seen in the period and do spelling exercises using the bits of neuroenglish worked on.		
Actitudinal: SABER SER	A1. Enjoy and appreciate the places available for recreation with your classmates and follow the teacher's instructions as well as respect the opinion of your classmates.		

1. Identify in English the vocabulary of toys. Join the pictures with the correct word.


	Ball	
	Teddy bear	
	Block	
	Car	
	Dinosaur	
	Doll	
	Kite	
	Plane	
	Robot	
	Train	

2. You're going to search for the name of the pictures in the puzzle and shade them with coloring pencils.


Toys

s	a	e	t	m	n	s	m
k	w	d	v	x	k	z	o
a	b	o	s	u	y	n	n
t	m	b	c	e	a	q	k
e	a	r	d	w	o	u	e
b	i	c	y	c	l	e	y
o	p	t	x	i	m	p	b
a	r	i	o	h	u	r	a
r	c	q	u	s	t	a	r
d	n	a	r	c	e	o	s


1. skateboard



2. monkey bars




3. bicycle



3. Cut and paste the pictures under their relevant categories.

Manmade Things

Natural Things



4. Match with a line the actions with the correct picture that express what they're doing.

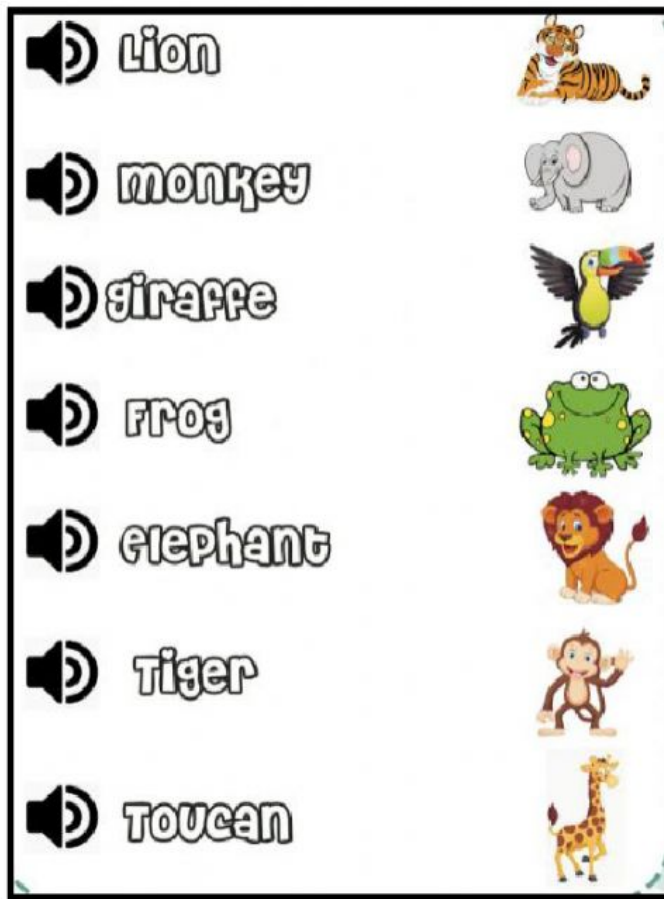
My actions

I go

I speak

I walk

5. Listen and match with the correct picture. Then, practice the pronunciation with your teacher.



OBSERVACIONES DEL DESARROLLO DEL TALLER: