





Cambridge Starters Practice
3rd Bimester - Extracurricular Workshop




Class:	3 rd and 4 th grade	Level:	II
Teacher:	Ms. Patricia Castillo		
Competence	Oral communication		
Capacity	Identifies specific information based on a picture.		
Specific clarification	Answers questions related to the picture shown using appropriate structure and vocabulary.		

Look at the picture. 



At school



1. Look at the picture. Write  the correct answers.



playing football



playing hockey



playing basketball

Student 1: Look at picture one. What are the boys doing?

Student 2: **They are** _____

Student 1: Look at picture two. What are the boys doing?

Student 2: **They are** _____

Student 1: Look at picture three. What are the girls doing?

Student 2: **They are** _____

2. Look at the picture. Write the correct answers.




sitting

raising his hand to participate

closing the drawer

reading a story

using the computer



Student 1: Look at picture one.
What is the boy doing?

Student 2: He is _____

Student 1: Look at picture two.
What is the girl doing?

Student 2: She is _____

Student 1: Look at picture three.
What is the boy doing?

Student 2: He is _____

Student 1: Look at picture four.
What is the teacher doing?

Student 2: She is _____

Student 1: Is the teacher sitting or standing?

Student 2: She is _____

3. Look at the picture. Write the correct answers.



drawing



opening the door




playing the guitar



in the Art Room



painting



Student 1: Look at picture one.
What is the teacher doing?

Student 2: **She is** _____

Student 1: Look at picture two.
What is the boy doing?

Student 2: **He is** _____

Student 1: Look at picture three.
What is the girl doing?

Student 2: **She is** _____

Student 1: Look at picture four.
What is the boy doing?

Student 2: **He is** _____

Student 1: **Where are they?**

Student 2: **They are** _____

4. Now, practice the dialogues in pairs.

