

Name: .....

Class: .....

### Exercise 1: Read and choose a word and fill in the blanks.

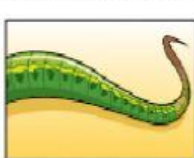
#### Lizards

Lots of lizards are very small(0) animals but some are really big. Many lizards are green, grey or yellow. Some like eating (1 ) \_\_\_\_\_ and some like eating fruit.

A lizard can run on its four(2) \_\_\_\_\_ and it has a long (3) \_\_\_\_\_ , at the end of its body. Many lizards live in (4 ) \_\_\_\_\_ but at the beach, you can find some lizards on the (5) \_\_\_\_\_. Lizards love sleeping in the sun.



animals



tail



sand



trees







legs












spiders

### Exercise 2: Look at the pictures. Look at the letters. Write the words.

1.		_____	o p p h i
2.		_____	o s e u m
3.		_____	f f e r a i g
4.		_____	e e l a n t p h
5.		_____	o o c r i l e d c

**Exercise 3: Look and read. Put a tick (V) or a cross (X) in the box.**

<p>1. This is a horse.</p> <div style="text-align: center;">  </div> <div style="border: 1px solid green; width: 50px; height: 50px; margin: 10px auto;"></div>	<p>2. I have three hamsters.</p> <div style="text-align: center;">  </div> <div style="border: 1px solid green; width: 50px; height: 50px; margin: 10px auto;"></div>	<p>3. The duck can swim.</p> <div style="text-align: center;">  </div> <div style="border: 1px solid green; width: 50px; height: 50px; margin: 10px auto;"></div>
<p>4. This is a door.</p> <div style="text-align: center;">  </div> <div style="border: 1px solid green; width: 50px; height: 50px; margin: 10px auto;"></div>	<p>5. I have a pencil case.</p> <div style="text-align: center;">  </div> <div style="border: 1px solid green; width: 50px; height: 50px; margin: 10px auto;"></div>	<p>6. This table is red.</p> <div style="text-align: center;">  </div> <div style="border: 1px solid green; width: 50px; height: 50px; margin: 10px auto;"></div>
<p>7. This is my grandmother.</p> <div style="text-align: center;">  </div> <div style="border: 1px solid green; width: 50px; height: 50px; margin: 10px auto;"></div>	<p>8. I like candy.</p> <div style="text-align: center;">  </div> <div style="border: 1px solid green; width: 50px; height: 50px; margin: 10px auto;"></div>	<p>9. The book bag is yellow.</p> <div style="text-align: center;">  </div> <div style="border: 1px solid green; width: 50px; height: 50px; margin: 10px auto;"></div>

**Exercise 4: Look at the pictures and write ONE word answer in the blank.**




1. The people are in the  
.....
2. There are .....children.
3. The children are playing with  
some toy .....

4. Mum is standing on the  
.....
5. The spider is on mum's  
.....
6. The girl is wearing a pink  
.....



Exercise 5 : Look and read. Write Yes or No :




1. There are two armchairs in the living room.	.....
2. The big window is open.	.....
3. The man has got black hair and glasses.	.....
4. There is a lamp on the bookcase.	.....
5. Some of the children are singing.	.....
6. The woman is holding some drinks.	.....
7. The cat is sleeping under an armchair.	.....
8. The girl with brown hair is reading a book.	.....

Exercise 6: Listen and write a name or a number.

1. How many sister has Tom got? .....
2. What's Lucy's sister's name? .....
3. How old is Lucy's cat? .....
4. What's Lucy's favourite cat's name? .....
5. How many cats has Lucy got? .....

Exercise 7: Listen and tick ( V ) the box. There is one example.

0. What animal has Alex got in his bedroom?



A ☐

1. Which picture are May and Sam looking at?



A ☐



B ☐



C ☐

2. What are Mrs Good's class doing this afternoon?



A ☐




B ☐



C ☐

3. What is Mum's favourite fruit?



A ☐



B ☐




C ☐

4. Which dog is Anna's?



A ☐



B ☐



C ☐

5. What is Lucy wearing?



A ☐



B ☐



C ☐