

STEP 1 Review the Sounds

A. Listen and check.

- | | | | |
|--------------------------------|-----------------------------|-----------------------------|-----------------------------|
| 1. <input type="checkbox"/> ar | <input type="checkbox"/> er | <input type="checkbox"/> or | <input type="checkbox"/> ur |
| 2. <input type="checkbox"/> bl | <input type="checkbox"/> pl | <input type="checkbox"/> br | <input type="checkbox"/> pr |
| 3. <input type="checkbox"/> oo | <input type="checkbox"/> ea | <input type="checkbox"/> ou | <input type="checkbox"/> ir |
| 4. <input type="checkbox"/> sn | <input type="checkbox"/> sw | <input type="checkbox"/> sh | <input type="checkbox"/> ch |

B. Circle and write.



sh ch



nk ng



pr br



er ee



pr pl



ar ur



ir sw



ow or

A. Listen, circle, and write.



1.

cr
br

own

2.

tr
b

ee

3.

c
n

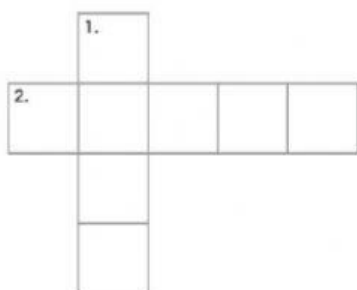
ow

4.

ri
si

ng


B. Solve the puzzle.



1.




2.



3.




3.



4.



5.



6.



7.



C. Write and match.



• cl •



• air •



• ch •



• ou •



• nk •



• ea •



Circle and write.

1.



The (prince / princess) _____ is smiling.

2.



The brush is (brown / black) _____.

3.



I like to (swim / wash) _____ my hands.

4.



I don't like to (eat / sing) _____.

5.



I have a (bird / cow) _____ to feed.

6.



I am looking at a (leaf / book) _____.

7.



Jake is the boy with the (bee / horse)
_____.

8.



The girl in the hospital is (hurt / pink)
_____.