

Assessment

Unit 2: More about Numbers to 100

- 1 Look at the cubes on the right side, then fill in the blanks.

Tens	Ones



The digit in the tens place, its value is

The digit in the ones place, its value is

The addition sentence is + =

- 2 Look at the cubes on the right side, then fill in the blanks.

Tens	Ones




The digit in the tens place, its value is

The digit in the ones place, its value is

The addition sentence is + =

- 3 Look at the cubes then complete the statements.



tens and ones make

+ =

4 Complete the missing numbers.



Set A



Set B

Set A has cubes.


Set B has cubes.

10 less than 46 is


is greater than



5 Complete the missing numbers.



Set A



Set B

Set A has cubes.

Set B has cubes.

10 more than 48 is


is smaller than



- 6 Choose the greater number in each trolley.



- 7 Choose the smaller number in each car.



- 8 Use $>$ or $<$ to make the statements correct.

a. 38 35

b. 54 45

c. 55 27

9 Round each number to the nearest ten.

a. 25

b. 23

c. 87

How did you do your worksheet?

(write A, B, or C)



A. I did the worksheet
by myself



B. I did with a little help



C. I did with a lot of help