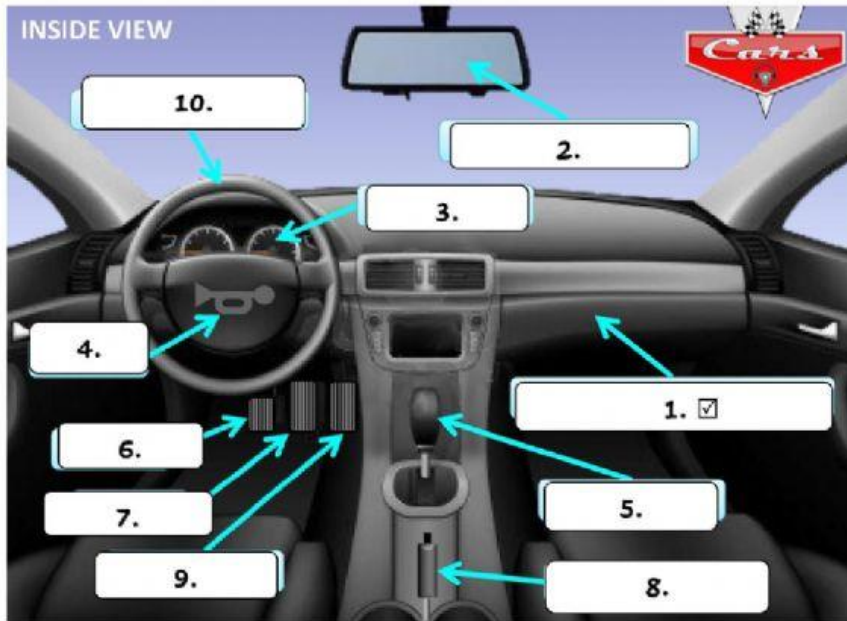


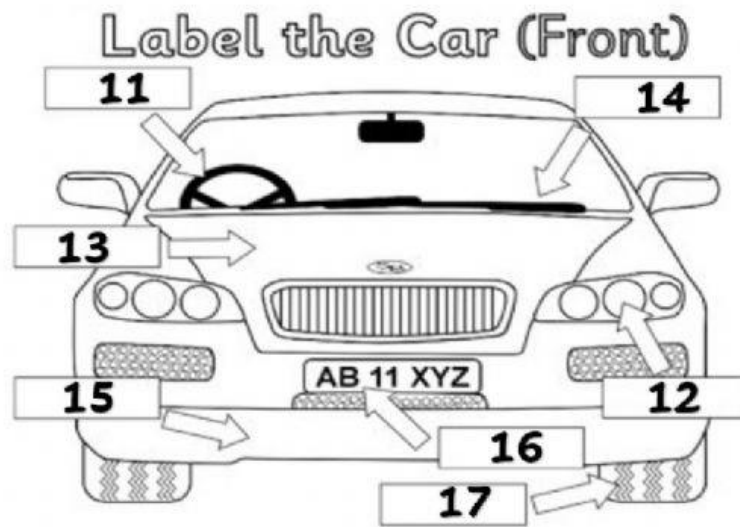
Unit 7: Maintaining a carExercise 1 - Vocabulary

a) Match the words (car parts) with the number on the picture. Number 1 has been done for you.



No. on picture	Interior Car Part
1. <input checked="" type="checkbox"/>	Glove compartment
	Handbrake
	Rearview mirror
	Clutch
	Accelerator
	Brake
	Dashboard
	Gear lever
	Horn
	Steering wheel

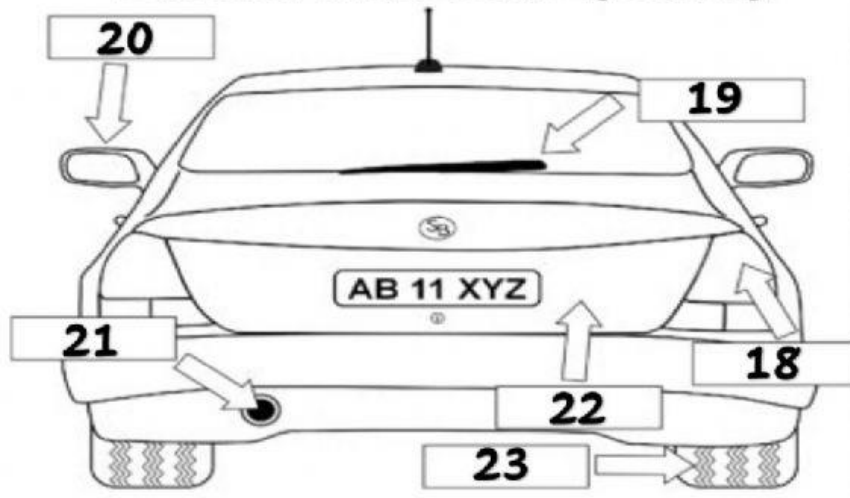
- b) By referring to the diagram below, write the name of the car parts in the table (no. 11 to 23). Number 12 and 18 have been done for you.



[wiper, trunk, license plate, tyre, bumper, steering wheel]

No. on picture	Car Part (Front)
11	
12	Headlight
13	
14	
15	
16	
17	

Label the Car (Back)



[back mirror, wiper, bonnet, exhaust, tyre]

No. on picture	Car Part (Back)
18	Brake light
19	
20	
21	
22	
23	