

My name is: _____

WORKSHEET (LET'S PLAY AFTER SCHOOL!)


Date: _____

Topic: Unit 6 - Let's play after school!

Grammar: Simple tense



Teacher's feedbacks

Task 1: Read and choose a word from the box. Then write.**An apple**

I am green, yellow or red. I come from atree..... . Lots of

(1) like eating me. I am a (2) but I'm not

an orange or a grape! People can get me from (3) in

the street. They put me in a (4) there. At home,

you can put me in a room like the (5), for example.

What am I? I am an apple.

example

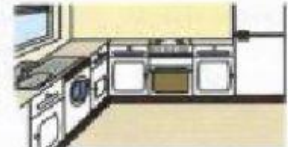
tree



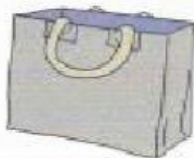
eyes



shops



kitchen



bag




fruit



flowers



children

Task 2: Read the question. Listen and write a name or a number.

Examples:

What's the boy's name?

Sam

How old is he?

10

Questions:

1. Which class is Sam in?

2. What's the name of Sam's teacher?

Mr _____



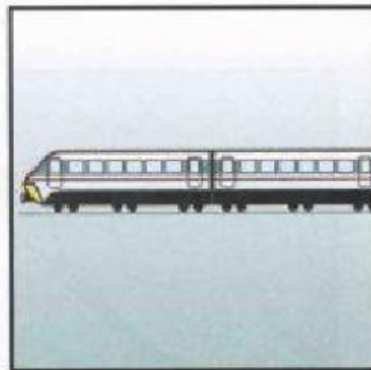
3. Who sits next to Sam in class?

4. How many books are in Sam's bag?

5. How old is Sam's sister?

Task 3: Listen and tick (✓) the box. There is one example.


What's Bill doing?

A ☐B ☒C ☐

1 What's Tom playing?

A ☐B ☐C ☐

2 What's Nick doing?

A ☐B ☐C ☐

3 What's Ben doing?



A ☐



B ☐



C ☐

4 What's Kim doing?



A ☐




B ☐



C ☐


5 What's Ann painting?



A ☐



B ☐



C ☐