



DL DAV Model School

ND Block , Pitampura, Delhi- 34



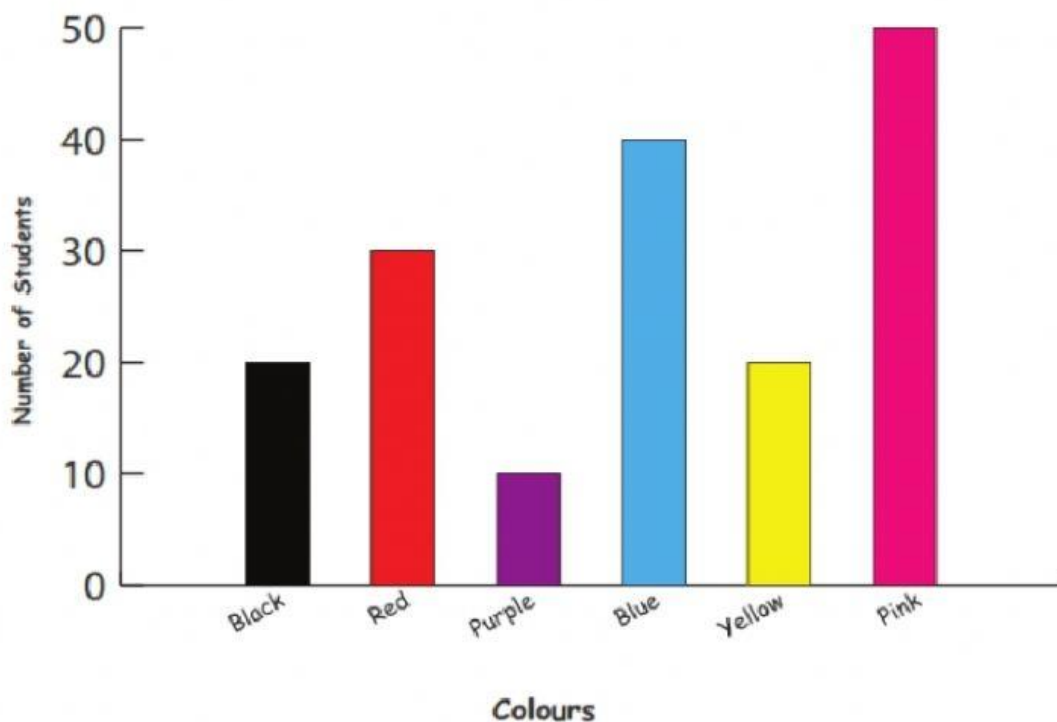
CAMBRIDGE
International Examinations

Cambridge International School



Maths Worksheet

Q1. The teacher drew a bar graph of colours that children liked in her class, the vertical column mentions the number of students and the horizontal column mentions the colours.








1. How many students like pink? _____
2. How many students like purple and red? _____

Q2. Sort the following shapes in the carroll diagram.



	2-D Shape	Not a 2-D Shape
Blue		
Not Blue		

Q3. Maria counted the vehicles passing by her house today and made a tally chart of it. Use the chart to answer the questions.

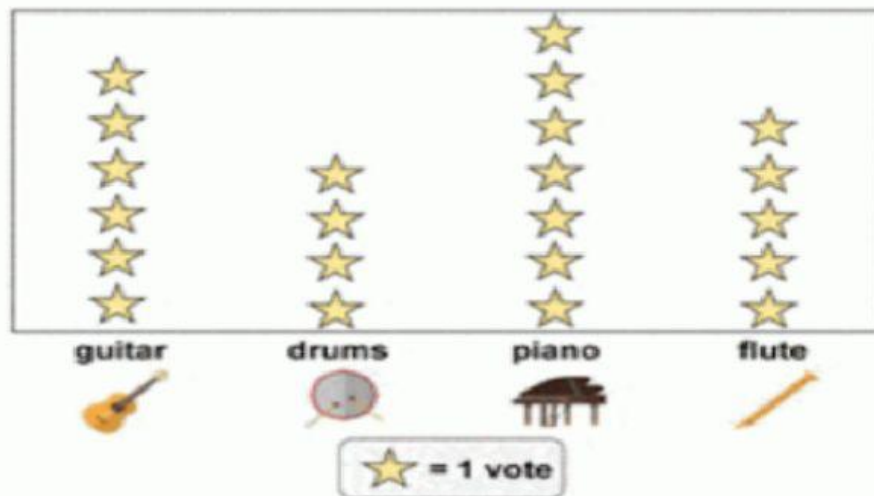
Counted Vehicles	Tally marks
cars 	
bicycles 	
trucks 	
buses 	
tractors 	

a) How many buses passed by Maria's House? _____

b) How many bicycles passed by Maria's House? _____

Q4. A group of kids voted for their favourite musical instrument.

Numbers of votes



1. Which instrument got the most votes? _____

2. Which instrument got five votes? _____

Q5. Put these numbers in the correct places in both Venn diagrams.

9	10	4	8	11	6
---	----	---	---	----	---

