

# DRAWING ANGLES

## Learning objective:

- I am able to draw angles.

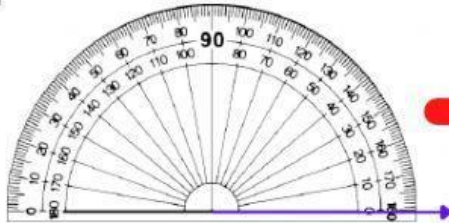
## Step to success:

- Watch the youtube video.
- Try on the worksheet by drawing the line from the centre to the end of the protractor.

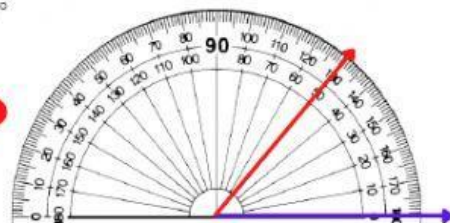
DRAW THE LINE TO SHOW THE ANGLE WRITTEN.

Example

$50^\circ$



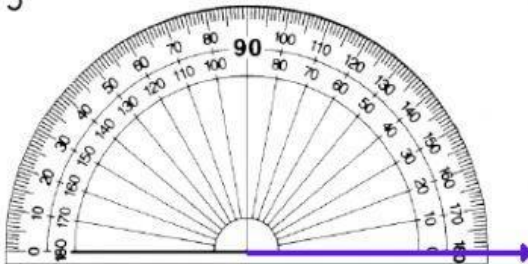
$50^\circ$



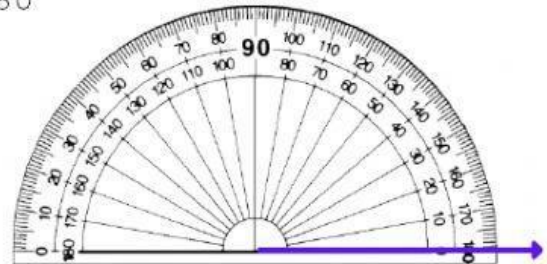
Please draw the line from the centre of protractor until the line reaches the end of the protractor

Draw each angle using the protractor.

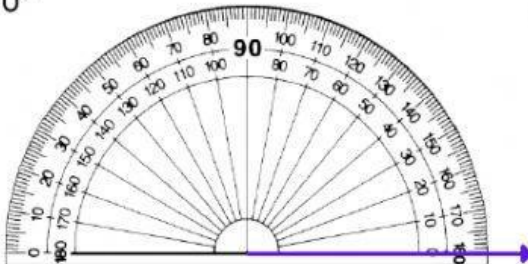
1  $75^\circ$



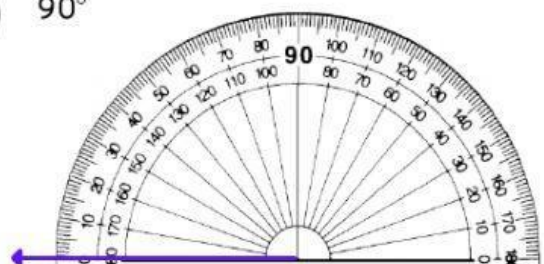
2  $80^\circ$



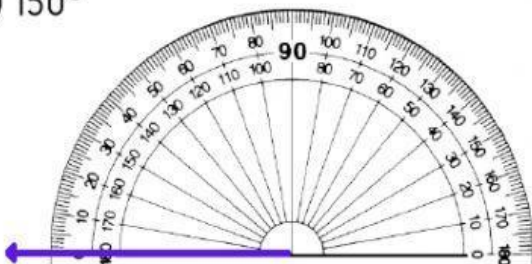
3  $120^\circ$



4  $90^\circ$



5  $150^\circ$



6  $85^\circ$

